

This catalog covers:
'87-'88 ZN1300-A5/A6

This grid covers:



MICRO-

PARTS CATALOG

This microfiche contains 1 catalog for the following models:

Year & Model
Color
VIN Range
Engine No. Range
Engine No. Location
Cylinder Mark
Cylinder Mark Location

'87 ZN1300-A5:VOYAGER
Luminous Vintage Red/Metallic Graystone
JKAZNAA1 ✓ HB503301 — 503700
ZNT30AE023201 — ?
RH top crankcase, below carburetor
1.286 ♀
Rear, top RH corner

'88 ZN1300-A6:VOYAGER
Luminous Vintage Red/Metallic Graystone
JKAZNAA1 ✓ JB503701 — ?
ZNT30AE023201 — ?
RH top crankcase, below carburetor
1.286 ♂
Rear, top RH corner

Parts List Introduction

This parts catalog lists parts and sub-assemblies provided as spare parts. When it becomes necessary to replace parts, always use KAWASAKI GENUINE PARTS. Strict inspection assures quality and performance of KAWASAKI GENUINE PARTS.

1. HOW TO ORDER PARTS

When ordering parts be sure to use the catalog for the correct model and year of the vehicle. Include the following items exactly as listed in this catalog on your parts order.

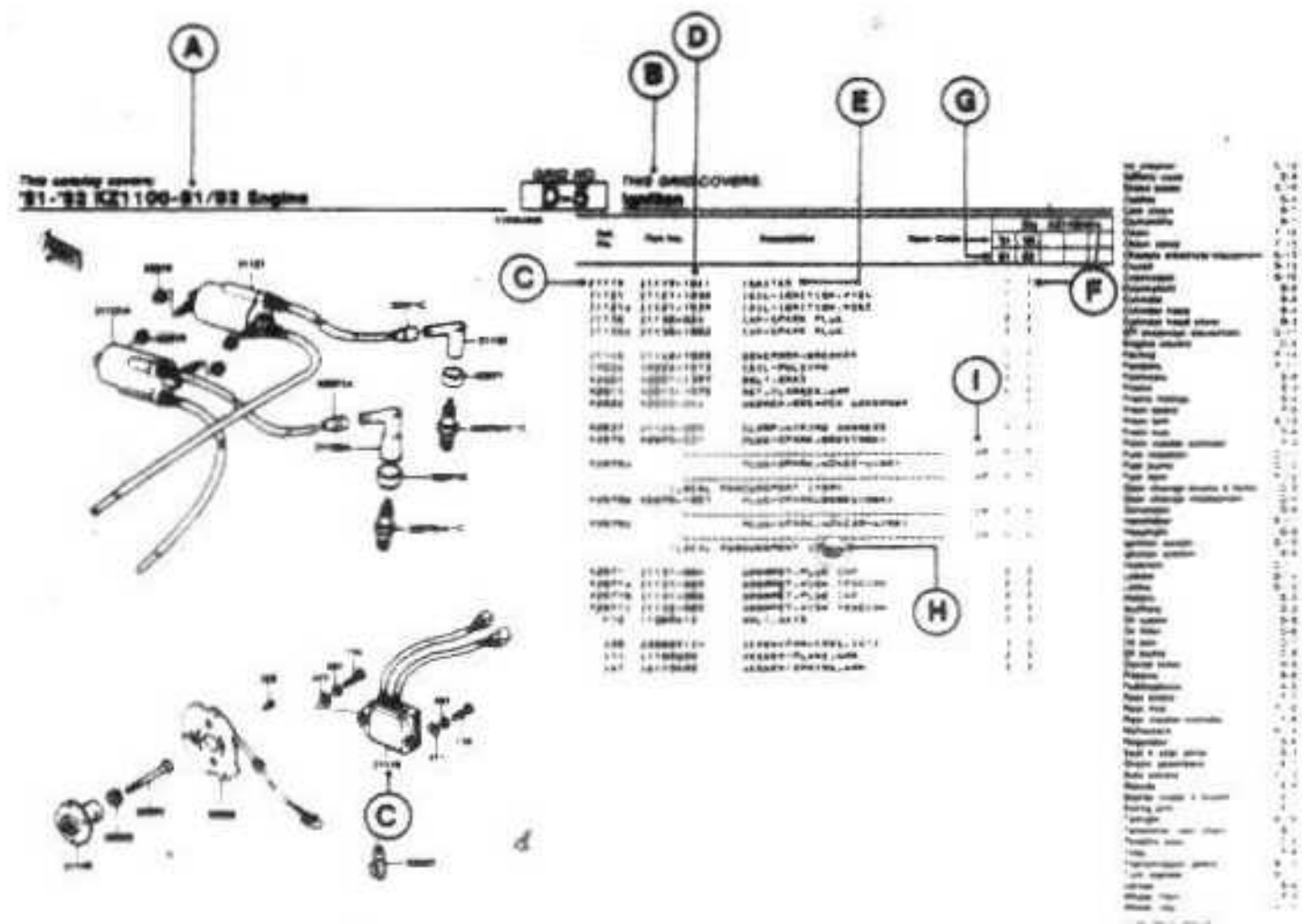
- Part Number
- Part Name
- Color Code

Specify the color using both color code (which is part of the part number) and name when ordering painted parts.

Example: 51001-5074-8G TANK-COMP-FUEL, EBONY

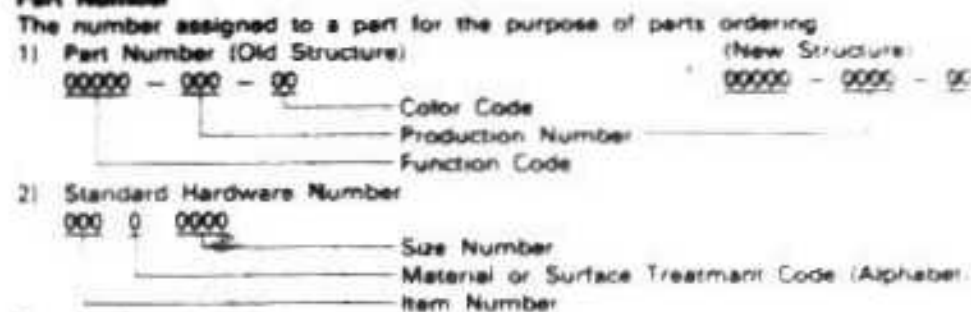
Parts not shown disassembled in the illustrations of this parts catalog are not sold separately; only the complete units or next higher assemblies illustrated, are supplied as spare parts.

2. EXPLANATION OF PARTS CATALOG FORMAT



- A. Year & Model Title**
This title describes the year(s) and model(s) contained in this catalog.
- B. Part Group Title**
A representative name for the group of parts illustrated on this page.
- C. Reference Number**
The reference number is listed on the illustration and parts list. It is the link between the illustration and the parts list.

D. Part Number



E. Description

Describes the main function of the part and includes data such as size, number of teeth, color, etc.

List of Abbreviations

(+)	Plus	FR	Front	PR	Pls. Rating
(-)	Minus	G	Gram	REF	Reference
&	And	HEX	Hexagonal	RH	Right Hand
2ND	Second	ID	Inside Diameter	RPM	Revolutions Per Minute
3RD	Third	KPH	Kilometers Per Hour	RR	Rear
4TH	Fourth	L	Link	STD	Standard
A	Ampere	L*	Length	T	Teeth
ALT	Alternate	L/	Less	T-	Thickness
AR	As Required	LH	Left Hand	US	Under Size
ASSY	Assembly	LWR	Lower	UPP	Upper
CA	Cut Away	MM	Millimeter	V	Vinyl
CNT	Center	MPH	Miles Per Hour	W	Wear
COMP	Complete	O/S	Over Size	WI	With
D	Degree	OD	Outside Diameter		

F. Quantity

Specifies how many of a part are required at the indicated position on the illustration.

G. Year & Model

Indicates which parts are used for a specific vehicle year and model.

H. Additional Information

Additional information is shown as follows:

- 1) (OPTION) Part is not installed as original equipment but is available separately.
- 2) (RACING USE ONLY) Part is to be used for closed course racing only on this vehicle.
- 3) (OFF-ROAD USE ONLY) Part is for off-road use only on this vehicle.
- 4) (LOCAL PROCUREMENT ITEM) Part is obtainable from local source; no part number is listed.
- 5) Technical relationships between old part numbers and new part numbers are shown as follows:
 INTERCHANGE - Old part or new part can be used.
 SUBSTITUTE - New part replaces old part. Old part cannot be used in place of new part.
- 6) Mid-Year part number changes on a vehicle are noted by engine or frame number references:
 - KZ400DE001181) *Affected units are from beginning of model year production up to and including this engine number.
 (KZ400D-008111 - *Affected units are from this frame number to the end of model year production.
 (KZ200DE000181 - KZ200DE018888) *Affected units are in this engine number range.

I. Specification Code

Identifies the vehicle market or country for which the part applies. If no spec code is listed, the part is used for all markets covered by this catalog.

Spec code	Specification
CA	United States - California
CN	Canada
US	United States

EMISSION CONTROL INFORMATION

(United States only)

The Clean Air Act, which is the Federal law covering motor vehicle pollution, contains what is commonly referred to as the Act's "tampering provisions:"

Section 203 (a) The following acts and the causing thereof are prohibited—

- (3) (A) for any person to remove or render inoperative any device or element of design installed on or in a motor vehicle or motor vehicle engine in compliance with regulations under this title prior to its sale and delivery to the ultimate purchaser, or for any manufacturer or dealer knowingly to remove or render inoperative any such device or element of design after such sale and delivery to the ultimate purchaser.
- (3) (B) for any person engaged in the business of repairing, servicing, selling, leasing, or trading motor vehicles or motor vehicle engines, or who operates a fleet of motor vehicles knowingly to remove or render inoperative any device or element of design installed on or in a motor vehicle or motor vehicle engine in compliance with regulations under this title following its sale and delivery to the ultimate purchaser.

Note: The phrase "remove or render inoperative any device or element of design" has been generally interpreted by the government as follows:

1. It does not include the temporary removal or rendering inoperative of devices or elements of design in order to perform maintenance.
2. It does include:
 - a. Maladjustment of vehicle components such that the emission standards are exceeded.
 - b. Use of replacement parts which adversely affect the performance or durability of the motorcycle.
 - c. Addition of components or accessories that result in the vehicle exceeding the standards.
 - d. Permanently removing, disconnecting, or rendering inoperative any component or element of design of the emission control systems.



Regarding these dealer responsibilities as they relate to this parts catalog, you will notice that certain items are identified as "OFF-ROAD USE ONLY" or "RACING USE ONLY." These items do not comply with emissions regulations issued by the United States Environmental Protection Agency and should not be used on any motorcycle which is intended to be used on the public roads.

Also, use only those items which are applicable to the motorcycle in question.



Examples

1. Do not install oversize rear sprockets identified as "OFF-ROAD USE ONLY" in this parts catalog on dual purpose models which are intended to be used on public roads.
2. Carburetor components (jets, throttle valves, etc.) should only be used on the applicable model(s) noted in this parts catalog.

WE RECOMMEND THAT ALL DEALERS OBSERVE THESE PROVISIONS OF FEDERAL LAW, THE VIOLATION OF WHICH IS PUNISHABLE BY CIVIL PENALTIES NOT EXCEEDING \$10,000 PER VIOLATION.



General Specifications		EPA	Model Identification	
Engine			Year & Model	
Engine Type	4-stroke, 6-cylinder, DOHC, Liquid-cooled		'87 ZN1300-A5 VOYAGER	
Displacement	1,286 cc		Color	Luminous Vintage Red/Metallic Graystone
Bore X Stroke	62.0 x 71.0 mm		VIN Range	JKAZNAA1-HB503301 - 503700
Compression Ratio	9.3:1		Engine No. Range	ZNT30AE023201 - ?
Maximum HP	117 at 7,500 rpm		Engine No. Location	RH top crankcase, below carburetor
Maximum Torque	12.1 kg-m at 6,000 rpm		Cylinder Mark	1 286 #
Carburetor	Digital Electronic Fuel Injection		Cylinder Mark Location	Rear, top RH corner
Ignition System	12V Battery & Coil, Transistorized Breakerless		Tuning Specifications	
Ignition Advance	Electronic		Engine	
Crankshaft Rotation	Clockwise from ignition (RH) side		Cylinder Head Torque	
Cylinder Number Method	Left to Right: 1-2-3-4-5-6		○ - Step	—Nuts In sequence ① 2.5 kg-m ③ 4.0 kg-m
Firing Interval/Order	120°/1-5-3-6-2-4		—Head Bolts	② 0.6 kg-m ④ 1.0 kg-m
Cylinder Material	Aluminum alloy with ferrous sleeves		—Cyl Bolts	⑤ 1.0 kg-m ⑥ Warm up ⑦ Retorque Cold
Fuel	Min 91 Research/87 Avg Oct, Unleaded OK		Valve Clearance (Cold)	
Coolant	50% distilled water & permanent antifreeze with corrosion inhibitor (See mfr's label for mix rates)		—Adjustment Method	Shim over tappet
—Capacity	3.5 liter		Compression Pressure	12.0-14.0 kg/cm ² STD 9.1-14.0 kg/cm ² Usable range
Transmission			Spark Plug	NGK BPR6ES or ND W20EPR-U
Clutch Type	Wet, Multi-disc, Manual		—Gap	0.7-0.8 mm
Transmission	5-Speed, Constant mesh, Return shift		Ignition Timing	—Idle 5° BTDC ('F' mark) at 900 rpm
Shift Pattern (Bottom Up)	1-N-2-3-4-5 (w/Neutral Finder)		Idle Speed	900 ± 50 rpm
Gear Ratios			Engine Oil	SE Class SAE 10W40, 10W50, 20W40, 20W50
—1st	2.56 (41/16)		—w/Filter Change	5.9 liter
—2nd	1.80 (36/20)		—No Filter Change	5.3 liter
—3rd	1.38 (33/24)		—Level	Upper line in window (on center stand, start idle, stop for 5 min, then check)
—4th	1.11 (30/27)		—Pressure (Hot)	Approx 2.0 kg/cm ² at 4,000 rpm, 100°C
—5th	0.93 (27/29)		Chassis	
Primary Ratio	1.84 (32/24 x 29/21)		Fork Oil	SAE 10W20
Final Ratio	2.48 (19/26 x 34/10)		—Capacity	422 ± 4 cc dry
Overall Ratio (Top Gear)	4.26		—Level	35.7 ± 2 mm (fork extended, spring removed)
Chassis			Fork Air Pressure (Cold)	0.5-1.0 kg/cm ²
Wheelbase	1,645 mm		Rear Suspension	
Seat Height	745 mm		Pressure Cold	2.0-4.0 kg/cm ²
Ground Clearance	130 mm		Tire Pressure (Cold)	
Dry Weight	382 kg (USA, Canada), 382.5 kg (California)		—Front	2.25 kg/cm ²
Curb Weight	417.5 kg (USA, Canada), 418 kg (California)		—Rear (Normal)	2.50 kg/cm ² (0.97-5 kg)
Max Recom Load	175 kg		—Rear (Heavy)	2.80 kg/cm ² (97.5-168 kg)
Fuel Tank Capacity	27.0 liter		Final Gear Case Oil	
Tire Size	—Front MR90-18 Tubeless		—Above 5°C	API GL-5 SAE 90
	—Rear MU90-16 Tubeless		—Below 5°C	API GL-5 SAE 80
Brake Type	—Front Dual Hydraulic Disc		—Capacity	0.25 liter
	—Rear Single Hydraulic Disc		—Level	Mcy vertical to bottom thread of filler cap hole
Brake Size	—Front 266 mm Effective Diameter			
	—Rear 296 mm Effective Diameter			
Wheel Travel	—Front 160 mm			
	—Rear 100 mm			



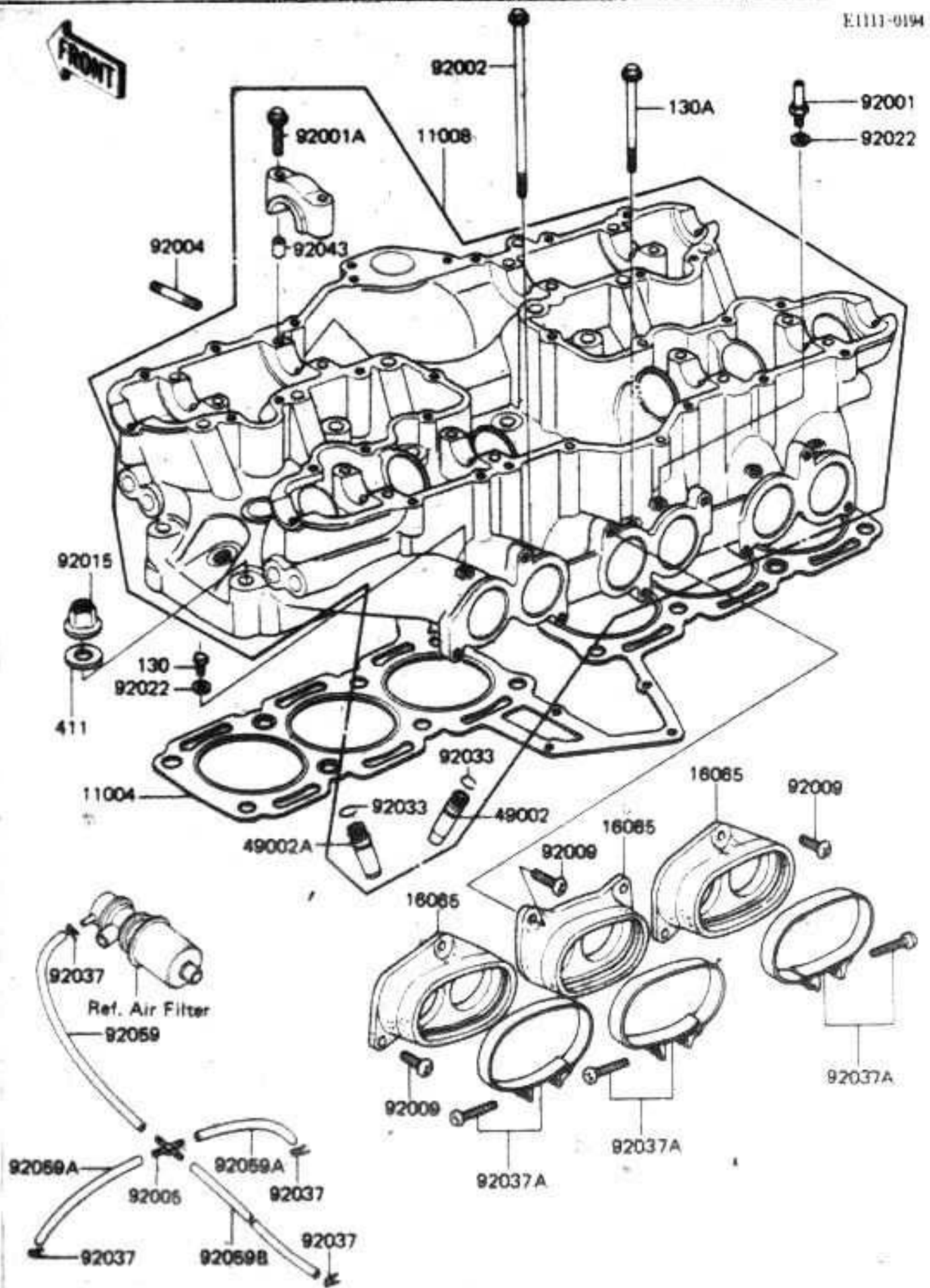
General Specifications		EPA
Engine		
Engine Type	4-stroke, 6-cylinder, DOHC, Liquid-cooled	
Displacement	1,286 cc	
Bore X Stroke	62.0 x 71.0 mm	
Compression Ratio	9.3:1	
Maximum HP	117 at 7,500 rpm	
Maximum Torque	12.1 kg-m at 6,000 rpm	
Carburetor	Digital Electronic Fuel Injection	
Ignition System	12V Battery & Coil, Transistorized Breakerless	
Ignition Advance	Electronic	
Crankshaft Rotation	Clockwise from ignition (RH) side	
Cylinder Number Method	Left to Right: 1-2-3-4-5-6	
Firing Interval/Order	120°/1-5-3-6-2-4	
Cylinder Material	Aluminum alloy with ferrous sleeves	
Fuel	Min 91 Research/87 Avg Oct, Unleaded OK	
Coolant	50% distilled water & permanent antifreeze with corrosion inhibitor (See mtr's label for mix rates)	
	—Capacity	3.5 liter
Transmission		
Clutch Type	Wet, Multi-disc, Manual	
Transmission	5-Speed, Constant mesh, Return shift	
Shift Pattern (Bottom Up)	1-N-2-3-4-5 (w/Neutral Finder)	
Gear Ratios	—1st 2.56 (41/16) —2nd 1.80 (36/20) —3rd 1.38 (33/24) —4th 1.11 (30/27) —5th 0.93 (27/29)	
Primary Ratio	1.84 (32/24 x 29/21)	
Final Ratio	2.48 (19/26 x 34/10)	
Overall Ratio (Top Gear)	4.26	
Chassis		
Wheelbase	1,645 mm	
Seat Height	745 mm	
Ground Clearance	130 mm	
Dry Weight	382 kg (USA, Canada), 382.5 kg (California)	
Curb Weight	417.5 kg (USA, Canada), 418 kg (California)	
Max Recom Load	175 kg	
Fuel Tank Capacity	27.0 liter	
Tire Size	—Front MR90-18 Tubeless —Rear MU90-16 Tubeless	
Brake Type	—Front Dual Hydraulic Disc —Rear Single Hydraulic Disc	
Brake Size	—Front 266 mm Effective Diameter —Rear 296 mm Effective Diameter	
Wheel Travel	—Front 160 mm —Rear 100 mm	

Model Identification	
Year & Model	'88 ZN1300-A6:VOYAGER
Color	Luminous Vintage Red/Metallic Graystone
VIN Range	JKAZNAA1-JB503301 — ?
Engine No. Range	ZNT30AE023201 — ?
Engine No. Location	RH top crankcase, below carburetor
Cylinder Mark	1,286 ♯
Cylinder Mark Location	Rear, top RH corner
Tuning Specifications	
Engine	
Cylinder Head Torque	—Nuts in sequence: ① 2.5 kg-m ② 4.0 kg-m —Head Bolts ③ 0.6 kg-m ④ 1.0 kg-m —Cyl Bolts ⑤ 1.0 kg-m ⑥ Warm up ⑦ Retorque Cold
Valve Clearance (Cold)	Intake: 0.08-0.12 mm Exhaust: 0.17-0.21 mm —Adjustment Method Shim over tappet
Compression Pressure	12.0-14.0 kg/cm ² STD 9.1-14.0 kg/cm ² Usable range
Spark Plug	NGK BPR6ES or ND W20EPR-U —Gap 0.7-0.8 mm
Ignition Timing	—Idle 5° BTDC ("F" mark) at 900 rpm Idle Speed 900 ± 50 rpm
Engine Oil	SE Class SAE 10W40, 10W50, 20W40, 20W50
—w/Filter Change	5.9 liter
—No Filter Change	5.3 liter
—Level	Upper line in window (on center stand, start, idle, stop for 5 min, then check)
—Pressure (Hot)	Approx 2.0 kg/cm ² at 4,000 rpm, 100°C
Chassis	
Fork Oil	SAE 10W20
—Capacity	422 ± 4 cc dry
—Level	357 ± 2 mm (fork extended; spring removed)
Fork Air Pressure (Cold)	0.5-1.0 kg/cm ²
Rear Suspension Pressure Cold	2.0-4.0 kg/cm ²
Tire Pressure (Cold)	—Front 2.25 kg/cm ² —Rear (Normal) 2.50 kg/cm ² (0-97.5 kg) —Rear (Heavy) 2.80 kg/cm ² (97.5-168 kg)
Final Gear Case Oil	—Above 5°C API GL-5 SAE 90 —Below 5°C API GL-5 SAE 80 —Capacity 0.26 liter —Level Mcy vertical, to bottom thread of filler cap hole

This catalog covers:
 '87-'88 ZN1300-A5/A6 Engine

This grid covers:
 Cylinder Head

Quantity: ZN1300

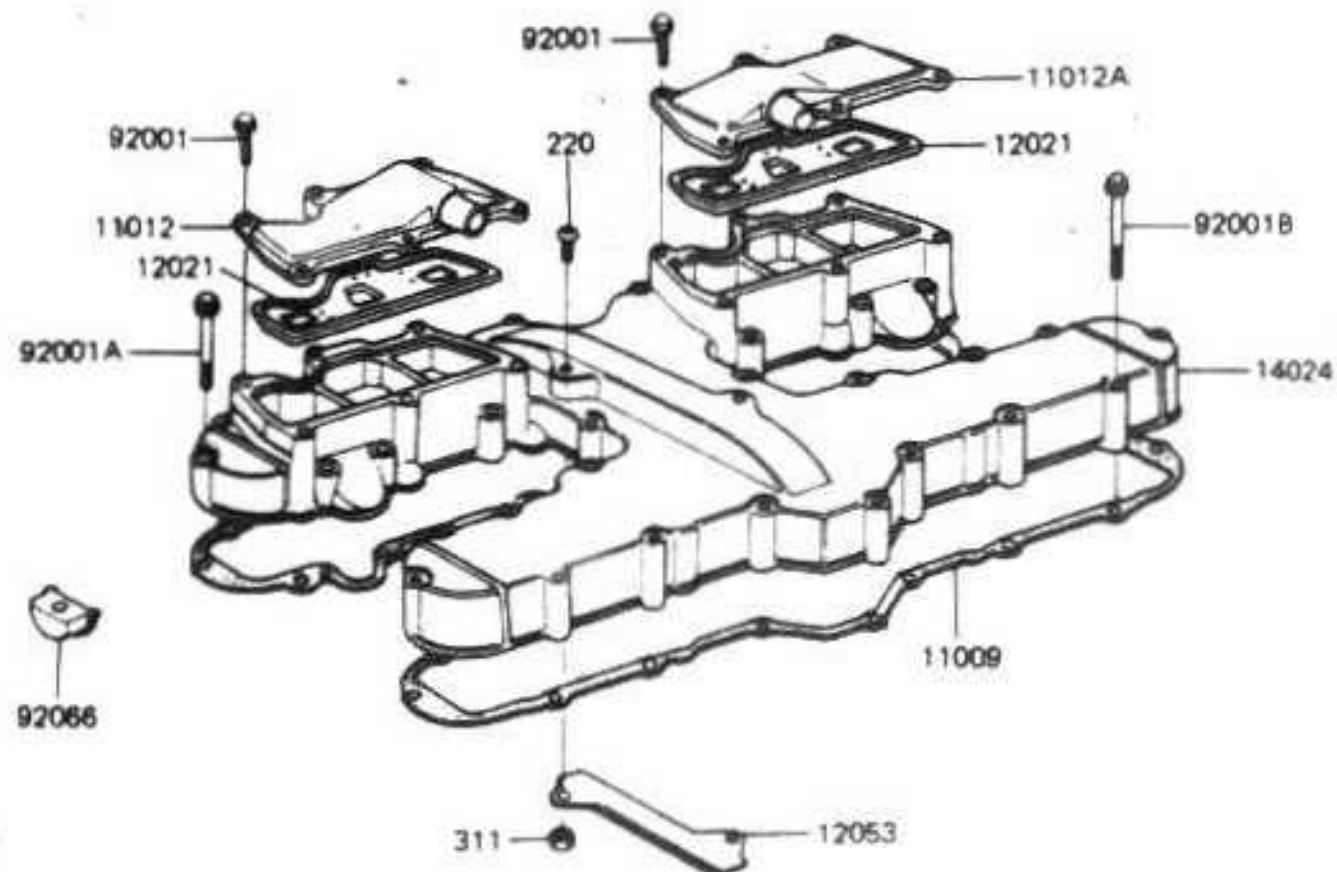


E1111-0194

Ref. No.	Part No.	Description	Spec Code	Quantity: ZN1300	
				'87	'88
				A5	A6
11004	11004-1014	GASKET-HEAD, CYLINDER		1	1
11008	11008-1072	HEAD-COMP-CYLINDER		1	1
16065	16065-1016	HOLDER-CARBURETOR		3	3
49002	12013-009	GUIDE-VALVE, INTAKE		AR	AR
49002A	49002-1002	GUIDE-VALVE, EXHAUST		AR	AR
92001	92001-1143	BOLT, VACUUM			
			US	2	2
			CA	3	3
92001A	92003-092	BOLT, FLANGED, 6X45		16	16
92002	92002-1273	BOLT, 6X161		1	1
92004	92004-1128	STUD, 6X30		12	12
92005	92005-1051	FITTING, TUBE, X-TYPE		1	1
92009	92009-1334	SCREW, 6X16		9	9
92015	92015-076	NUT, FLANGED CAP, 10MM		16	16
92022	92022-077	WASHER, 6, 1X12X1		6	6
92033	92036-023	RING-SNAP		12	12
92037	92037-072	CLAMP, TUBE		4	4
92037A	92037-1119	CLAMP, CARBURETOR HOLDER		3	3
92043	92042-007	PIN, DOWEL, 6, 3X8X14		16	16
92059	92059-1032	TUBE, 4X9X190		1	1
92059A	92059-1058	TUBE, 4X9X100		2	2
92059B	92059-1262	TUBE, 4X9X340		1	1
130	130N0608	BOLT-FLANGED, 6X8			
			CA	3	3
			US	4	4
130A	130Y0665	BOLT-FLANGED		3	3
411	411B1000	WASHER-PLAIN, 10MM		16	16

This catalog covers:
 '87-'88 ZN1300-A5/A6 Engine

E1112-0100

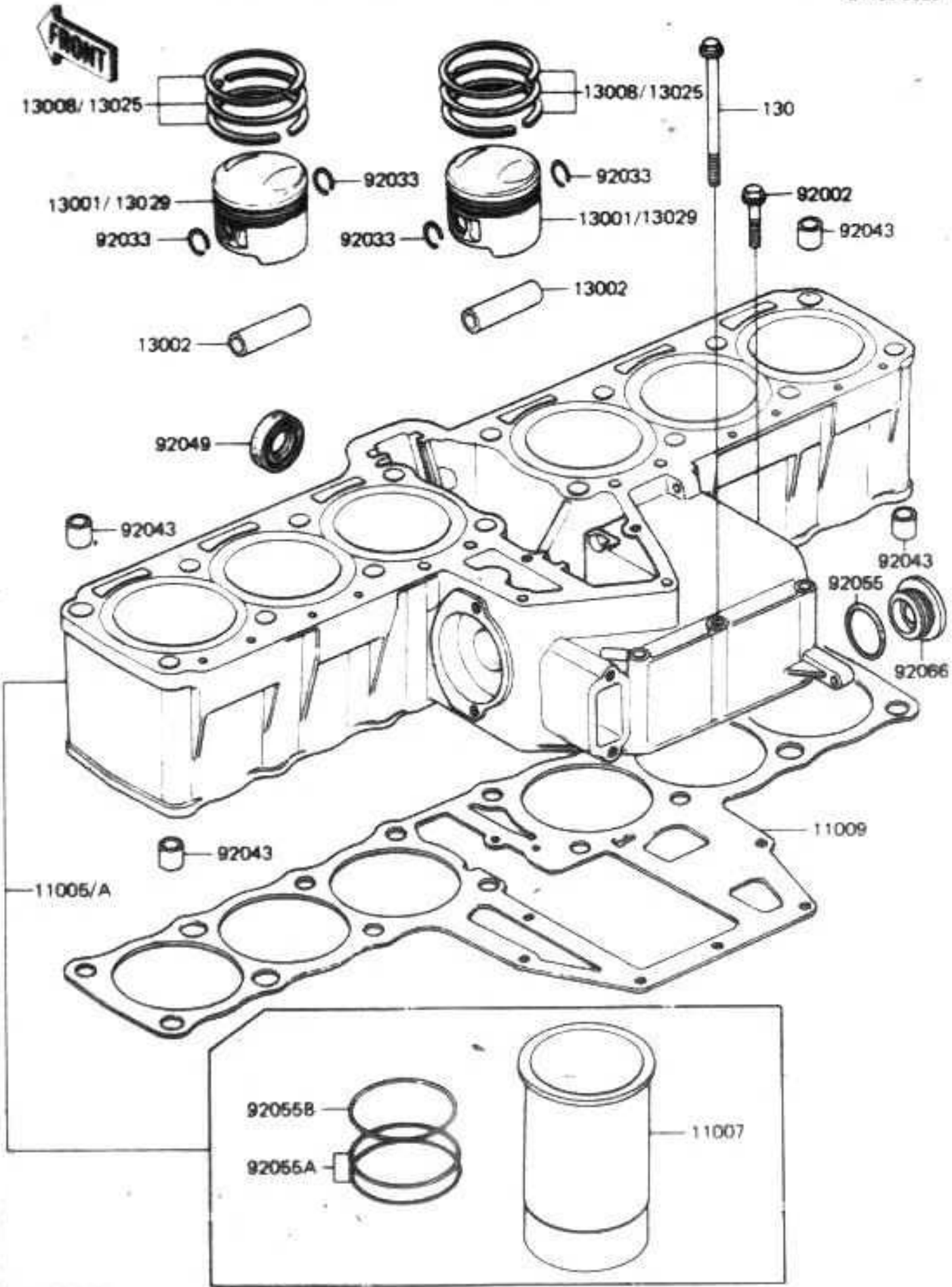


This grid covers:
 Cylinder Head Cover

Ref. No.	Part No.	Description	Spec Code	Quantity - ZN1300	
				'87	'88
				A5	A6
11009	11009-1095	GASKET, CYLINDER HEAD COVER	1	1	
11012	11012-1057	CAP, REED VALVE, LH	1	1	
11012A	11012-1058	CAP, REED VALVE, RH	1	1	
12021	12021-1004	VALVE-ASSY-REED	2	2	
12058	12053-1026	GUIDE-CHAIN, CAM	1	1	
14024	14025-1639	COVER, CYLINDER HEAD	1	1	
92001	92001-1100	BOLT, FLANGED, 6X20	12	12	
92001A	92001-1192	BOLT, FLANGED, 6X52	4	4	
92001B	92003-092	BOLT, FLANGED, 6X45	28	28	
92066	92066-1030	PLUG, CAMSHAFT,	4	4	
220	220B0616	SCREW-PAN-CROS, 6X16	2	2	
311	311B0600	NUT-HEX, 6MM	2	2	

This catalog covers:
 '87-'88 ZN1300-A5/A6 Engine

E 1120-0026

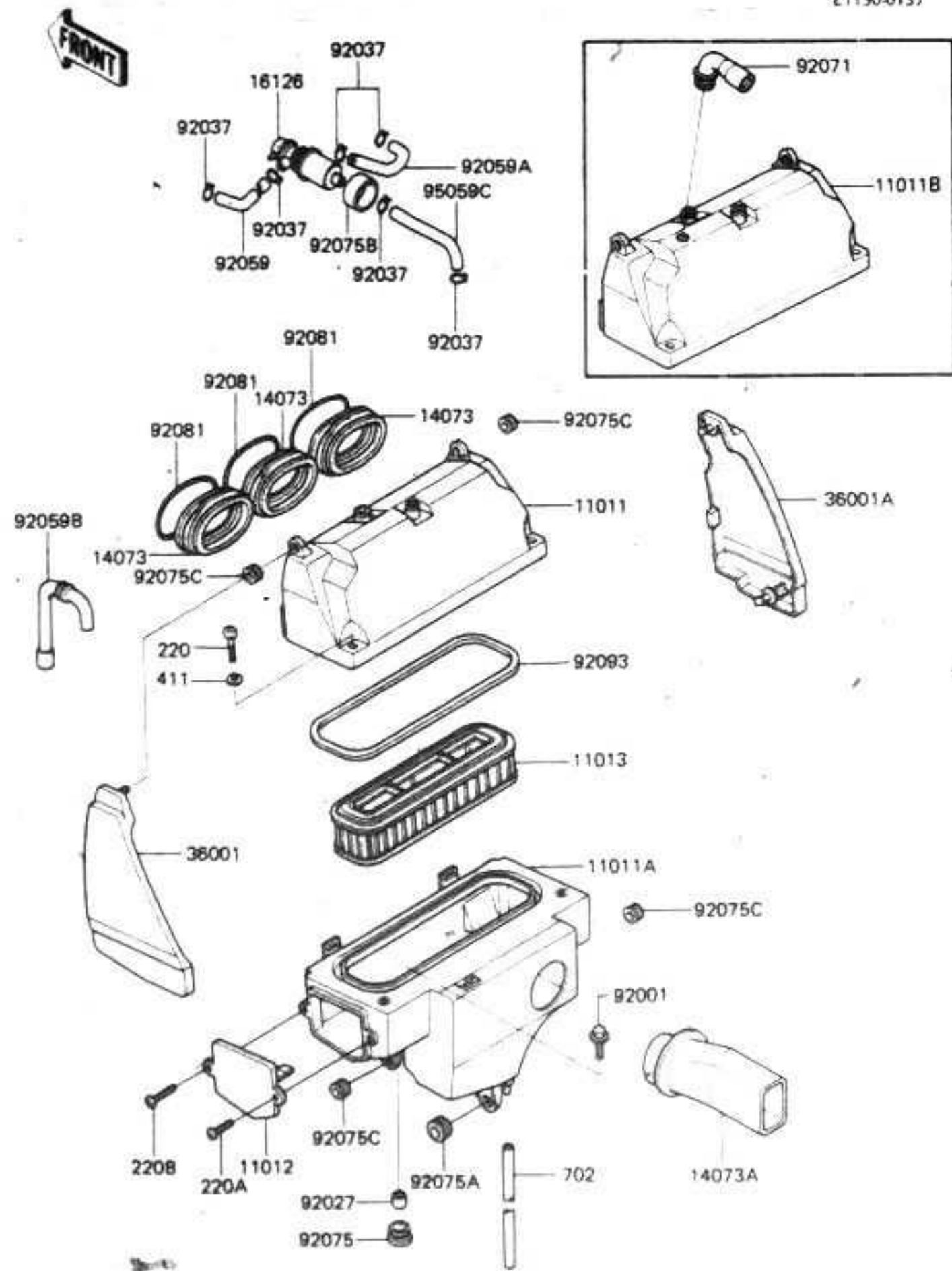


This grid covers:
 Cylinder/Pistons

Ref. No.	Part No.	Description	Spec Code	Quantity- ZN1300		
				'87	'88	
11005	11005-1403	CYLINDER-ENGINE				
			US	1	1	
11005A	11005-1405	CYLINDER-ENGINE				
			CA	1	1	
11007	11007-1006	LINER-CYLINDER		6	6	
11009	11009-1101	GASKET, CYLINDER BASE		1	1	
13001	13001-1120	PISTON-ENGINE, STD		6	6	
13002	13002-032	PIN-PISTON		6	6	
13008	13008-5059	RING-SET-PISTON, STD		6	6	
13025	13025-5025	RING-SET-PISTON L/O/S 0.50		6	6	
13029	13029-1053	PISTON-ENGINE L/O/S 0.50		6	6	
92002	92002-1105	BOLT, 6X28		1	1	
92033	92036-005	RING-SNAP		12	12	
92043	92042-028	PIN, DOWEL, 11X14X12.5		4	4	
92049	92049-1028	SEAL-OIL, TC17317		1	1	
92055	92055-091	RING-O		1	1	
92055A	92055-1032	RING-O, 67MM		12	12	
92055B	92055-1035	RING-O, 67.5MM		6	6	
92066	92067-024	PLUG, RELEASE, 30X8		1	1	
150	130Y0685	BOLT-FLANGED		1	1	

This catalog covers:
 '87-'88 ZN1300-A5/A6 Engine

E1130-0137

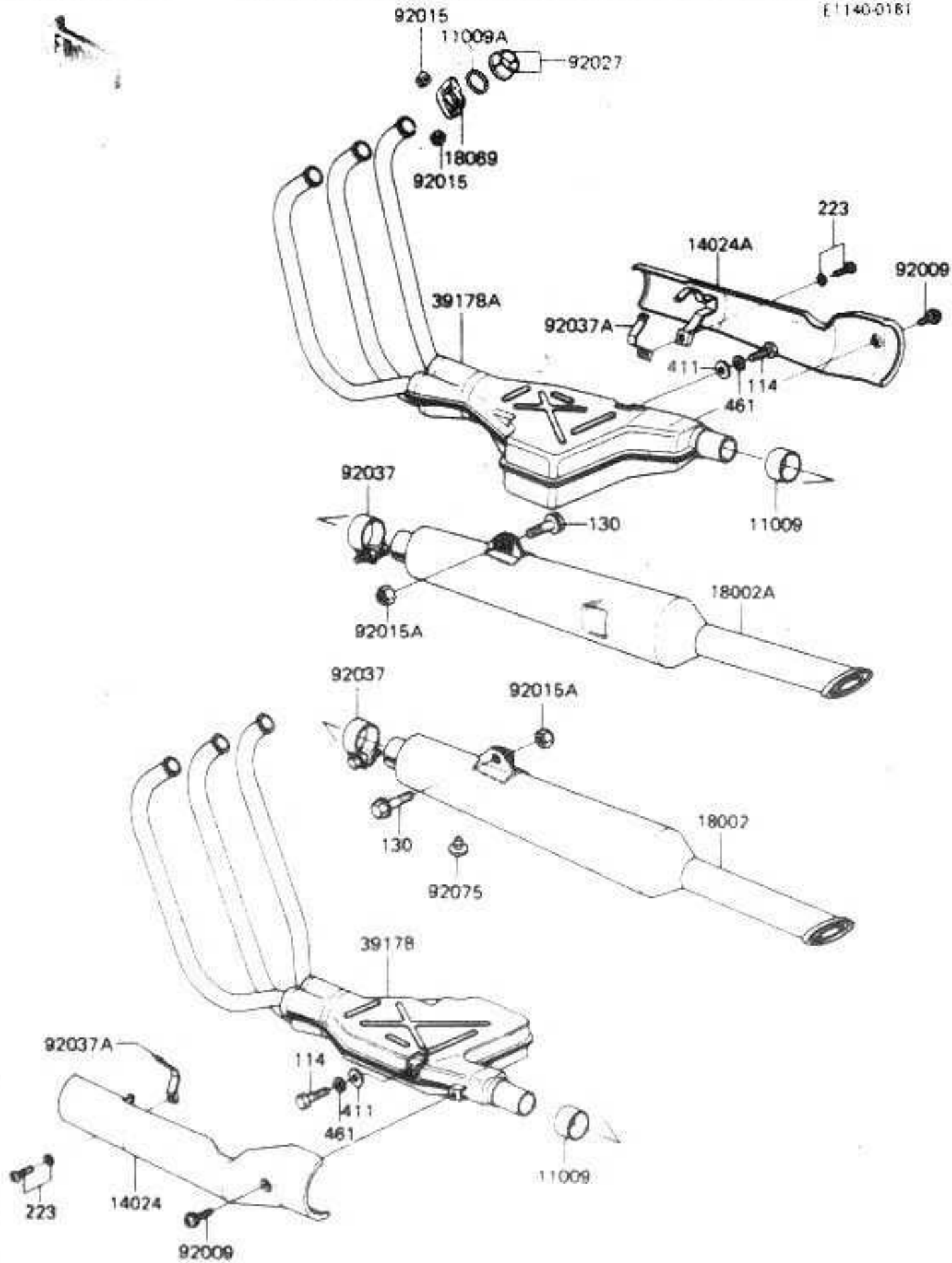


This grid covers:
 Air Cleaner

YAWBEE MOTOR CORP.

Ref. No.	Part No.	Description	Spec Code	Quantity - ZN1300			
				'87	'88		
				A5	A6		
11011	11011-1132	CASE-AIR FILTER,UPP					
			US	1	1		
11011A	11011-1133	CASE-AIR FILTER,LWR					
11011B	11011-1171	CASE-AIR FILTER,UPP					
			CA	1	1		
11012	11012-1285	CAP,AIR FILTER					
11013	11013-1073	ELEMENT-AIR FILTER					
				1	1		
14073	14073-1098	DUCT,AIR FILTER			3	3	
14073A	14073-1099	DUCT,AIR FILTER			1	1	
16126	16126-1015	VALVE,AIR SWITCHING			1	1	
36001	36001-1202	COVER-SIDE,AIR FILTER,LH			1	1	
36001A	36001-1203	COVER-SIDE,AIR FILTER,RH			1	1	
92001	92001-1140	BOLT,6X25,W/WASHER			2	2	
92027	92027-120	COLLAR,6.8X10X10.5			2	2	
92037	92037-213	CLAMP,TUBE			6	6	
92059	92059-1076	TUBE,SWITCH VALVE,LH			1	1	
92059A	92059-1077	TUBE,SWITCH VALVE,RH			1	1	
92059B	92059-1266	TUBE,AIR FILTER			1	1	
92059C	92059-1272	TUBE,AIRCUT VALVE			1	1	
92071	92071-1114	GROMMET,AIR FILTER					
			CA	1	1		
92075	92075-1124	DAMPER,AIR FILTER			2	2	
92075A	92075-1126	DAMPER,FILTER COVER			1	1	
92075B	92075-1195	DAMPER,AIR SWITCH VALVE			1	1	
92075C	92075-1470	DAMPER			4	4	
92081	92081-1540	SPRING,COIL,3.6X237.2			3	3	
92093	92093-1088	SEAL,AIR FILTER			1	1	
220	220B0630	SCREW-PAN-CROS,6X30			2	2	
220A	220C0620	SCREW-PAN-CROS,6X20,BLACK			1	1	
220B	220C0630	SCREW-PAN-CROS,6X30,BLACK			1	1	
411	411B0600	WASHER-PLAIN,6MM					
702	702A06110	TUBE-RUBBER,6X110				1	

E1140-0181

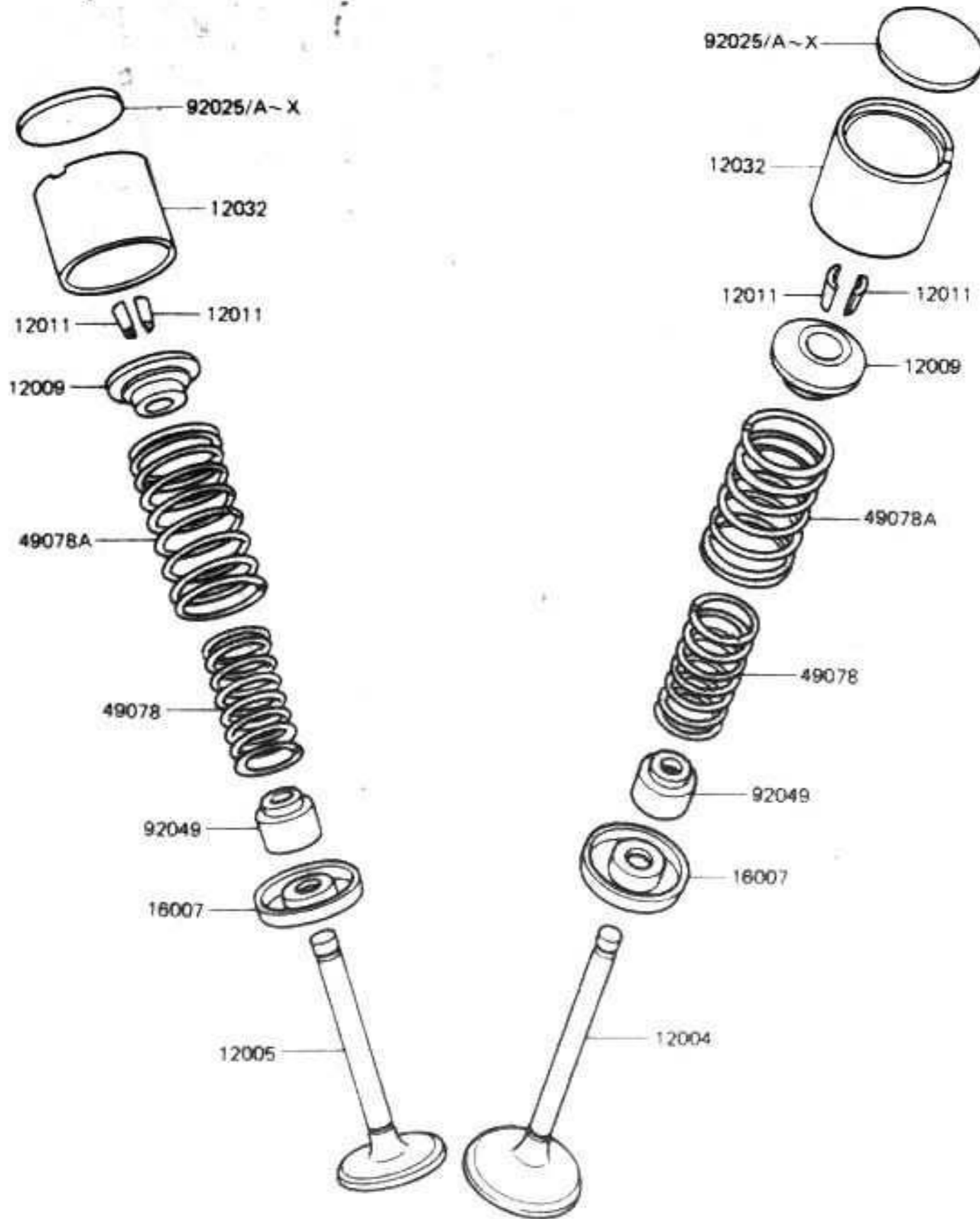


Ref. No.	Part No.	Description	Spec Code	Quantity ZN1300	
				'87	'88 A5 A6
11009	11009-1480	GASKET, EXHAUST PIPE CONNECTING		2	2
11009A	18067-004	GASKET, EXHAUST PIPE HOLDER		6	6
14024	14025-1824	COVER, MUFFLER, LH		1	1
14024A	14025-1825	COVER, MUFFLER, RH		1	1
18002	18002-1638	BODY-COMP-MUFFLER, LH		1	1
18002A	18002-1639	BODY-COMP-MUFFLER, RH		1	1
18069	18069-1010	HOLDER-EXHAUST PIPE		6	6
39178	39178-1022	MANIFOLD-COMP-EXHAUST, LH		1	1
39178A	39178-1023	MANIFOLD-COMP-EXHAUST, RH		1	1
92009	92009-1098	SCREW, 6X10, W/WASHER		2	2
92015	92015-1365	NUT, 6MM		12	12
92015A	92019-021	NUT, LOCK, 10MM		2	2
92027	92027-1142	COLLAR, L=14.5		12	12
92037	92037-1228	CLAMP, POWER CHAMBER		2	2
92037A	92037-1465	CLAMP, MUFFLER COVER		2	2
92075	92075-015	DAMPER		1	1
114	114N0825	BOLT-SMALL, 8X25		2	2
130	130J1030	BOLT-FLANGED, 10X30		2	2
223	223X0630	SCREW-PAN-WS-CROS		2	2
411	411D0800	WASHER-PLAIN, 8MM		2	2
461	461S0800	WASHER-SPRING, 8MM		2	2

This catalog covers:
 '87-'88 ZN1300-A5/A6 Engine

F1216-0012

FRONT



This grid covers:
 Valves/Rocker Arms

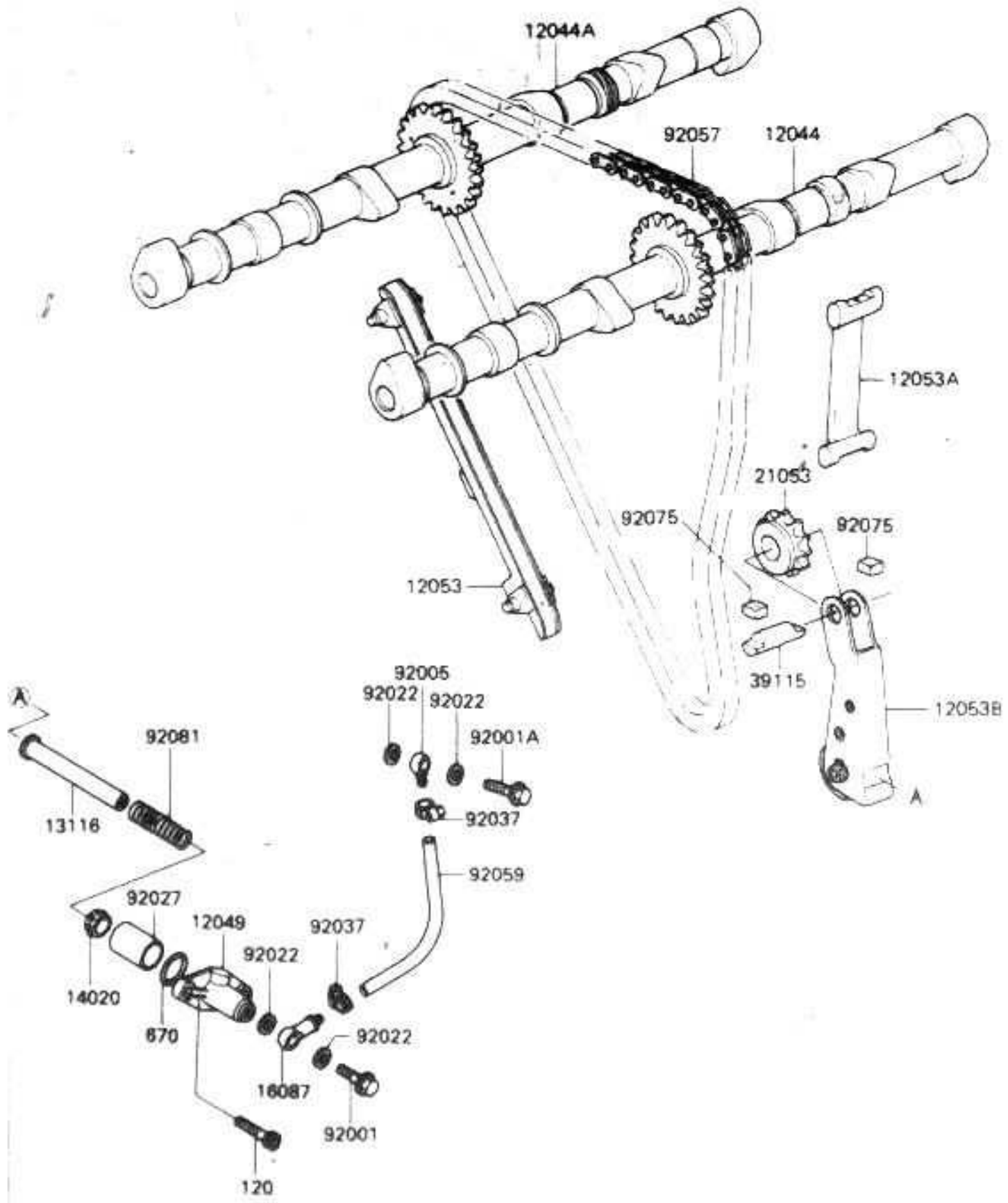
Yamaha Motor Corp. 1987

Ref. No.	Part No.	Description	Spec Code	Quantity ZN1300	
				'87	'88
				A5	A6
12004	12004-1020	VALVE-INTAKE		6	6
12005	12005-1063	VALVE-EXHAUST		6	6
12009	12009-005	RETAINER-VALVE SPRING		12	12
12011	12011-004	COLLET,RETAINER		24	24
12032	12032-1002	TAPPET		12	12
16007	16007-1024	SEAT-SPRING,VALVE		12	12
49078	12007-011	SPRING-ENGINE VALVE,INNER		12	12
49078A	12007-012	SPRING-ENGINE VALVE,OUTER		12	12
92025	12037-001	SHIM,T=2.00		AR	AR
92025A	12037-002	SHIM,T=2.05		AR	AR
92025B	12037-003	SHIM,T=2.10		AR	AR
92025C	12037-004	SHIM,T=2.15		AR	AR
92025D	12037-005	SHIM,T=2.20		AR	AR
92025E	12037-006	SHIM,T=2.25		AR	AR
92025F	12037-007	SHIM,T=2.30		AR	AR
92025G	12037-008	SHIM,T=2.35		AR	AR
92025H	12037-009	SHIM,T=2.40		AR	AR
92025I	12037-010	SHIM,T=2.45		AR	AR
92025J	12037-011	SHIM,T=2.50		AR	AR
92025K	12037-012	SHIM,T=2.55		AR	AR
92025L	12037-013	SHIM,T=2.60		AR	AR
92025M	12037-014	SHIM,T=2.65		AR	AR
92025N	12037-015	SHIM,T=2.70		AR	AR
92025O	12037-016	SHIM,T=2.75		AR	AR
92025P	12037-017	SHIM,T=2.80		AR	AR
92025Q	12037-018	SHIM,T=2.85		AR	AR
92025R	12037-019	SHIM,T=2.90		AR	AR
92025S	12037-020	SHIM,T=2.95		AR	AR
92025T	12037-021	SHIM,T=3.00		AR	AR
92025U	12037-022	SHIM,T=3.05		AR	AR
92025V	12037-023	SHIM,T=3.10		AR	AR
92025W	12037-024	SHIM,T=3.15		AR	AR
92025X	12037-025	SHIM,T=3.20		AR	AR
92049	92049-016	SEAL-OIL, RV37129.5		12	12

**This catalog covers:
'87-'88 ZN1300-A5/A6 Engine**

E1291 0065

FRONT



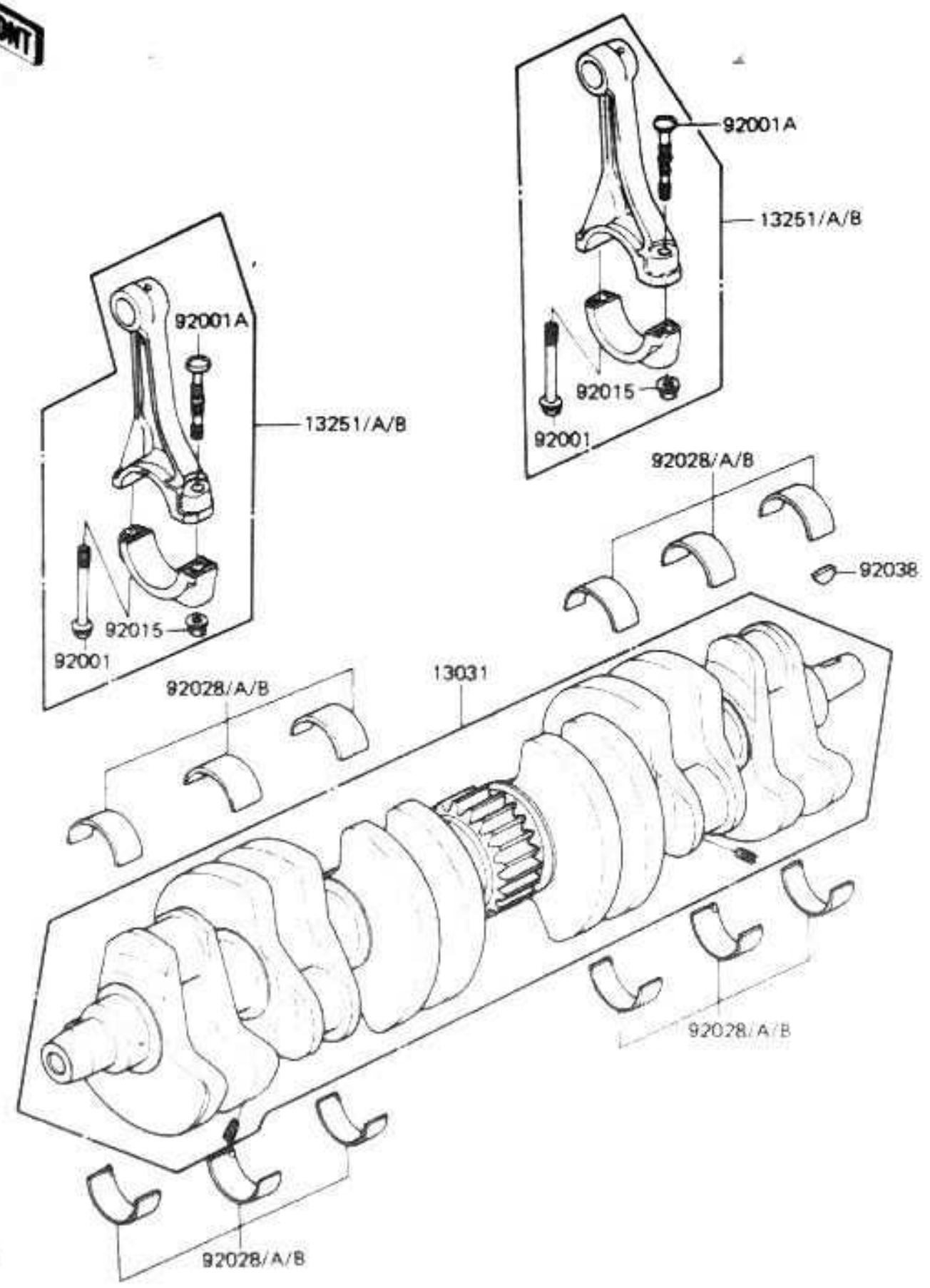
**This grid covers:
Camshafts/Chain/Tensioner**

Kawasaki Motors Corp. U.S.A.

Ref. No.	Part No.	Description	Spec Code	Quantity ZN1300	
				'87	'88
				A5	A6
12044	12044-1060	CAMSHAFT-VALVE, INTAKE		1	1
12044A	12044-1061	CAMSHAFT-VALVE, EXHAUST		1	1
12049	12049-1052	TENSIONER, CAM CHAIN		1	1
12053	12053-1024	GUIDE-CHAIN, CAM, FR		1	1
12053A	12053-1025	GUIDE-CHAIN, CAM, RR		1	1
12053B	12053-1028	GUIDE-CHAIN, TENSIONER		1	1
13116	13116-1113	ROD-PUSH, TENSIONER		1	1
14020	14020-1002	RETAINER, TENSIONER		1	1
16087	16087-1051	VALVE-CHECK		1	1
21053	21053-1004	SPROCKET-ASSY, CAM CHAIN		1	1
39115	12052-005	SHAFT-IDLER, GUIDE ROLLER		1	1
92001	92060-008	BOLT, BANJO, L=13.5		1	1
92001A	92060-013	BOLT, BANJO, L=16		1	1
92005	92061-009	FITTING, BANJO		1	1
92022	92022-077	WASHER, 6.1X12X1		4	4
92027	92027-1273	COLLAR, TENSIONER		1	1
92037	92037-1619	CLAMP, TUBE		2	2
92057	92057-1018	CHAIN, CAMSHAFT, 75-010X158L		1	1
92059	92059-1520	TUBE, SX10X110		1	1
92075	92075-232	DAMPER, IDLER SHAFT		2	2
92081	92081-1105	SPRING, TENSIONER		1	1
120	120D625	BOLT-SOCKET		2	2
670	670B2022	O RING, 22MM		1	1

**This catalog covers:
'87-'88 ZN1300-A5/A6 Engine**

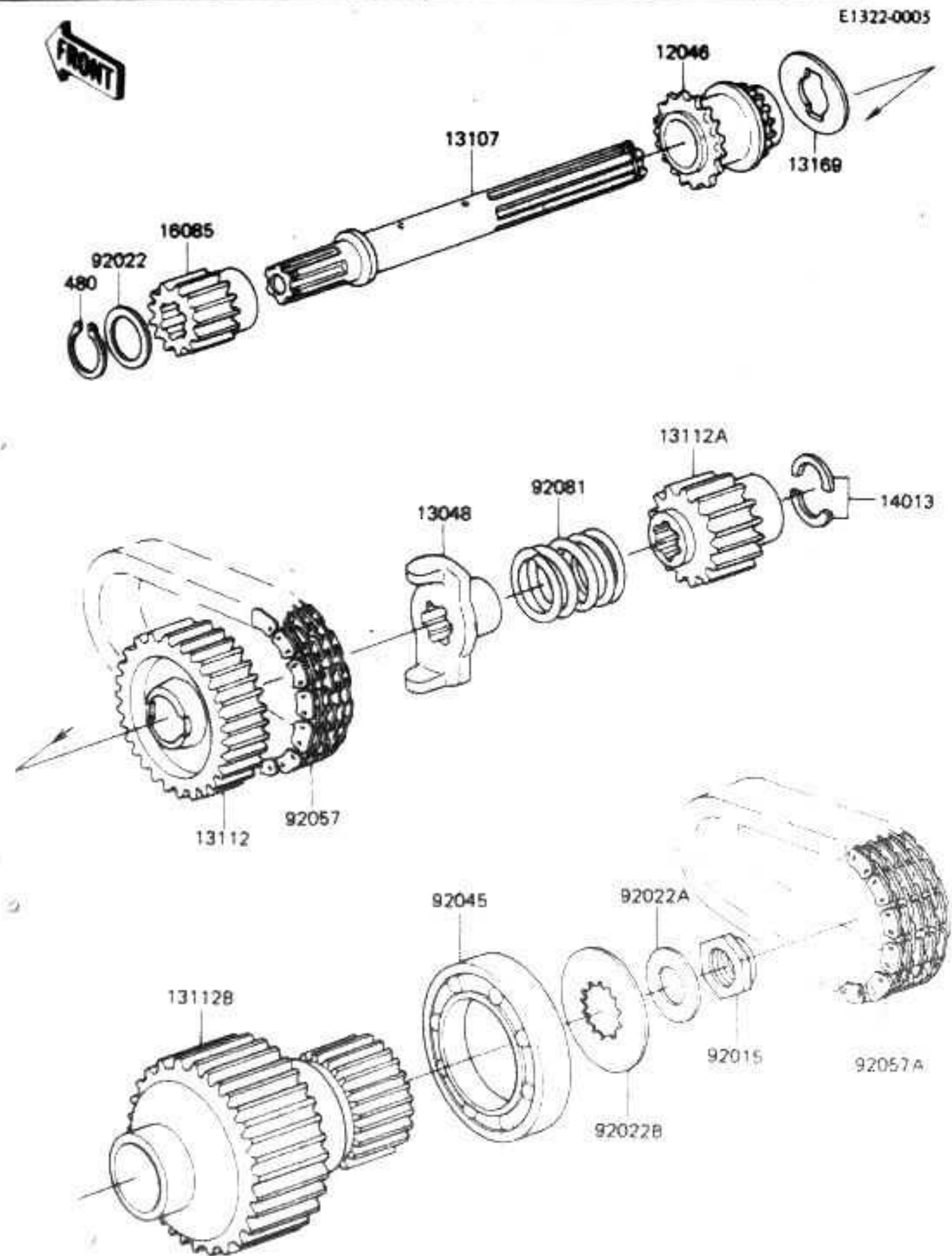
E1321-0033



**This grid covers:
Crankshaft**

Ref. No.	Part No.	Description	Spec Code	Quantity- ZN1300				
				'87	'88			
				A5	A6			
13031	13031-1071	CRANKSHAFT-COMP			1	1		
13251	13251-1051-GG	ROD-ASSY-CONNECTING,G			6	6		
13251A	13251-1051-HH	ROD-ASSY-CONNECTING,H			6	6		
13251B	13251-1051-II	ROD-ASSY-CONNECTING,I			6	6		
92001	92001-1979	BOLT,FLANGED,8X47			6	6		
92001A	92001-1980	BOLT,CONNECTING ROD			6	6		
92015	92015-1311	NUT,FLANGED,8MM			6	6		
92028	92028-1049	BUSHING,CONNECTING ROD,GREEN			AR	AR		
92028A	92028-1050	BUSHING,CONNECTING ROD,BLACK			AR	AR		
92028B	92028-1051	BUSHING,CONNECTING ROD,BROWN			AR	AR		
92038	92038-001	KEY,WOODRUFF			1	1		

This catalog covers:
 '87-'88 ZN1300-A5/A6 Engine



This grid covers:
 Secondary Shaft

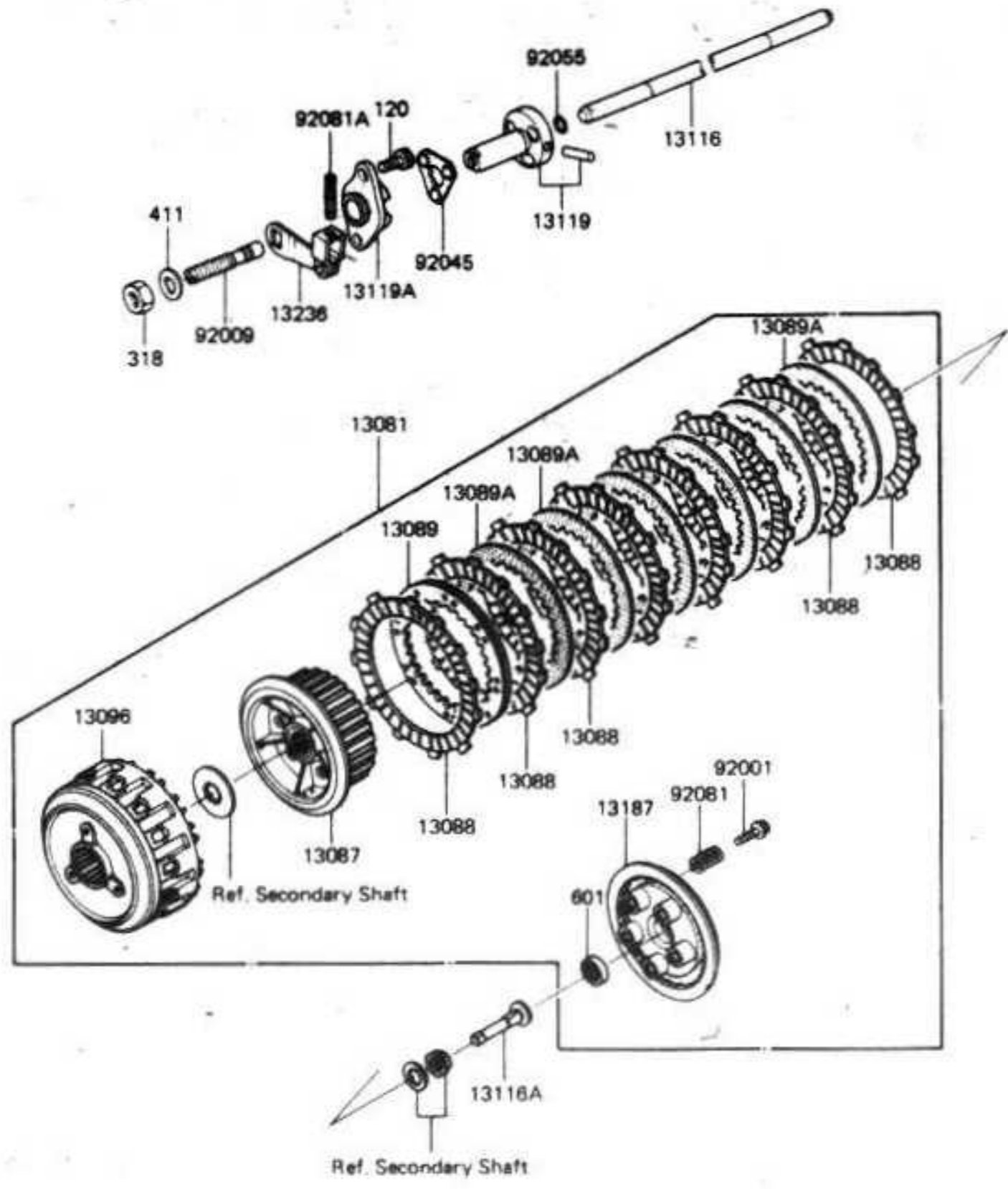
Ref. No.	Part No.	Description	Spec Code	Quantity- ZN1300	
				'87	'88
				A5	A6
12046	12046-1011	SPROCKET, TIMING, 28T&24T		1	1
13048	13048-1016	CAM-DAMPER, PRIMARY		1	1
13107	13107-1007	SHAFT, SECONDARY		1	1
13112	13112-1008	SPROCKET-PRIMARY, 32T		1	1
13112A	13112-1010	SPROCKET-PRIMARY, 21T		1	1
13112B	13112-1051	SPROCKET-PRIMARY, 25T		1	1
13169	13169-1327	PLATE, SECONDARY SHAFT		1	1
14013	14013-1001	RING-POSITION		2	2
16085	16085-1004	GEAR, OIL PUMP, INPUT, 19T		1	1
92015	92015-1555	NUT, 20MM		1	1
92022	92022-1109	WASHER, 25, 3X33X1		1	1
92022A	92022-1116	WASHER, 20, 3X36X2.3		1	1
92022B	92022-1404	WASHER, CLUTCH		1	1
92045	92045-9015	BEARING-BALL, #6009		1	1
92057	92057-1075	CHAIN, PRIMARY, 50L		1	1
92057A	92057-1127	CHAIN, SECONDARY		1	1
92081	92081-1085	SPRING, CAM FOLLOWER		1	1
480	480J2500	CIRCLIP-TYPE-C, 25MM		1	1

This catalog covers:
 '87-'88 ZN1300-A5/A6 Engine

This grid covers:
 Clutch

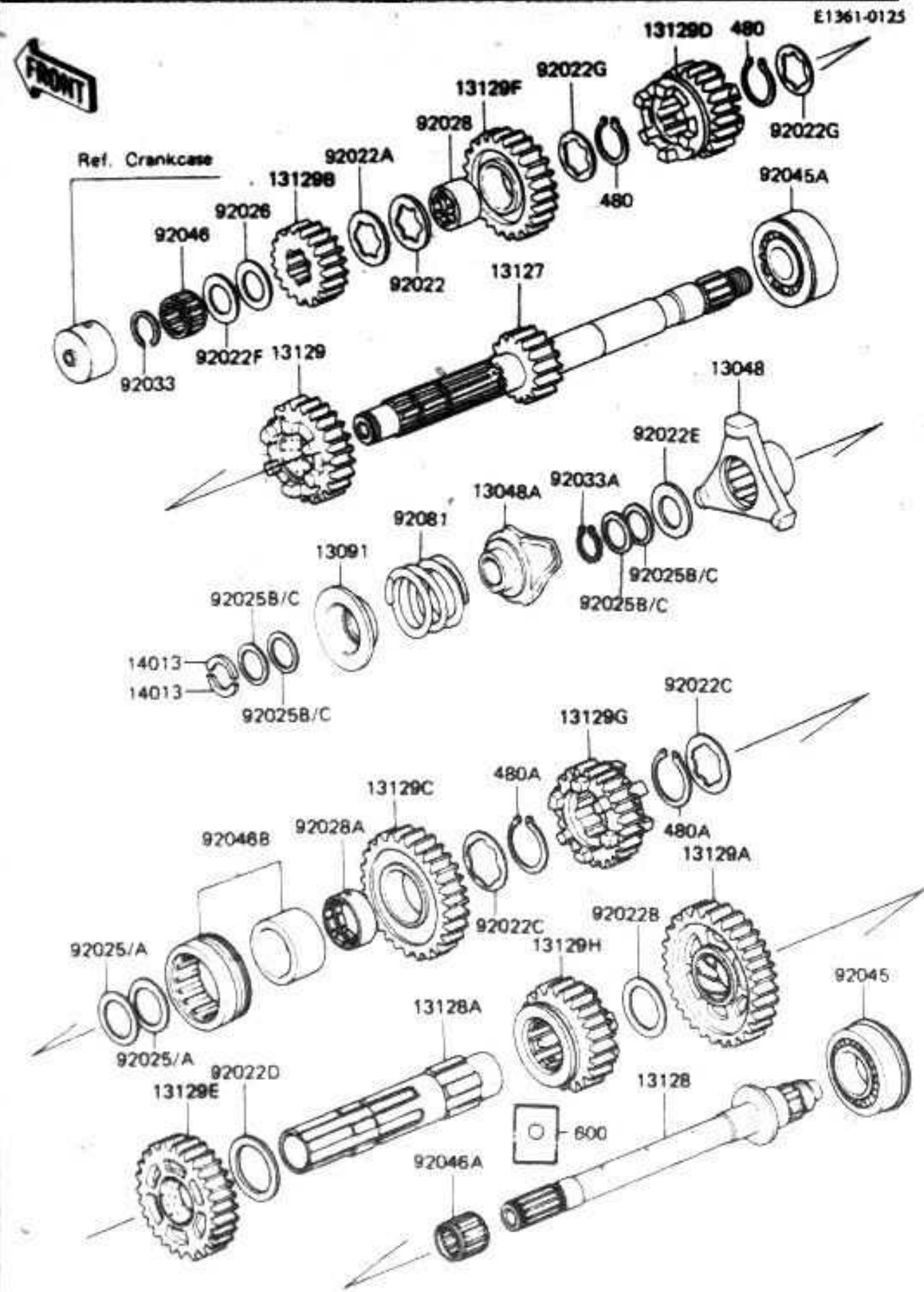
E1350-0078

FRONT



Ref. No.	Part No.	Description	Spec Code	Quantity - ZN1300	
				'87	'88
				A5	A6
13081	13081-1172	CLUTCH-ASSY	1	1	
13087	13087-1055	HUB-CLUTCH	1	1	
13088	13088-1018	PLATE-FRICTION	8	8	
13089	13089-1056	PLATE-CLUTCH	1	1	
13089A	13089-1057	PLATE-CLUTCH	6	6	
13096	13096-1059	HOUSING-CLUTCH	1	1	
13116	13116-1050	ROD-PUSH, CLUTCH	1	1	
13116A	13116-1108	ROD-PUSH	1	1	
13119	13119-1007	CAM-RELEASE, CLUTCH, INNER	1	1	
13119A	13119-1008	CAM-RELEASE, CLUTCH, OUTER	1	1	
13187	13187-1015	PLATE-CLUTCH OPERATING LEVER-COMP, CLUTCH RELEASE	1	1	
13236	13236-1055	LEVER-COMP, CLUTCH RELEASE	1	1	
92001	92001-1066	BOLT, FLANGED, 6X18	5	5	
92009	92009-1052	SCREW, 8MM	1	1	
92045	92045-1023	BEARING-BALL, CLUTCH RELEASE	1	1	
92055	92055-087	RING-O, 4, 8X1.9	1	1	
92081	92081-1033	SPRING, CLUTCH	5	5	
92081A	92081-1532	SPRING, COIL, 9, 7X95	1	1	
120	120P0614	BOLT-SOCKET, 6X14	2	2	
318	318B0800	NUT-HEX-SMALL, 8MM	1	1	
411	411B0800	WASHER-PLAIN, 8MM	1	1	
601	601B6001	BEARING-BALL, #6001C3	1	1	

This catalog covers:
 '87-'88 ZN1300-A5/A6 Engine



This grid covers:
 Transmission (1/2)

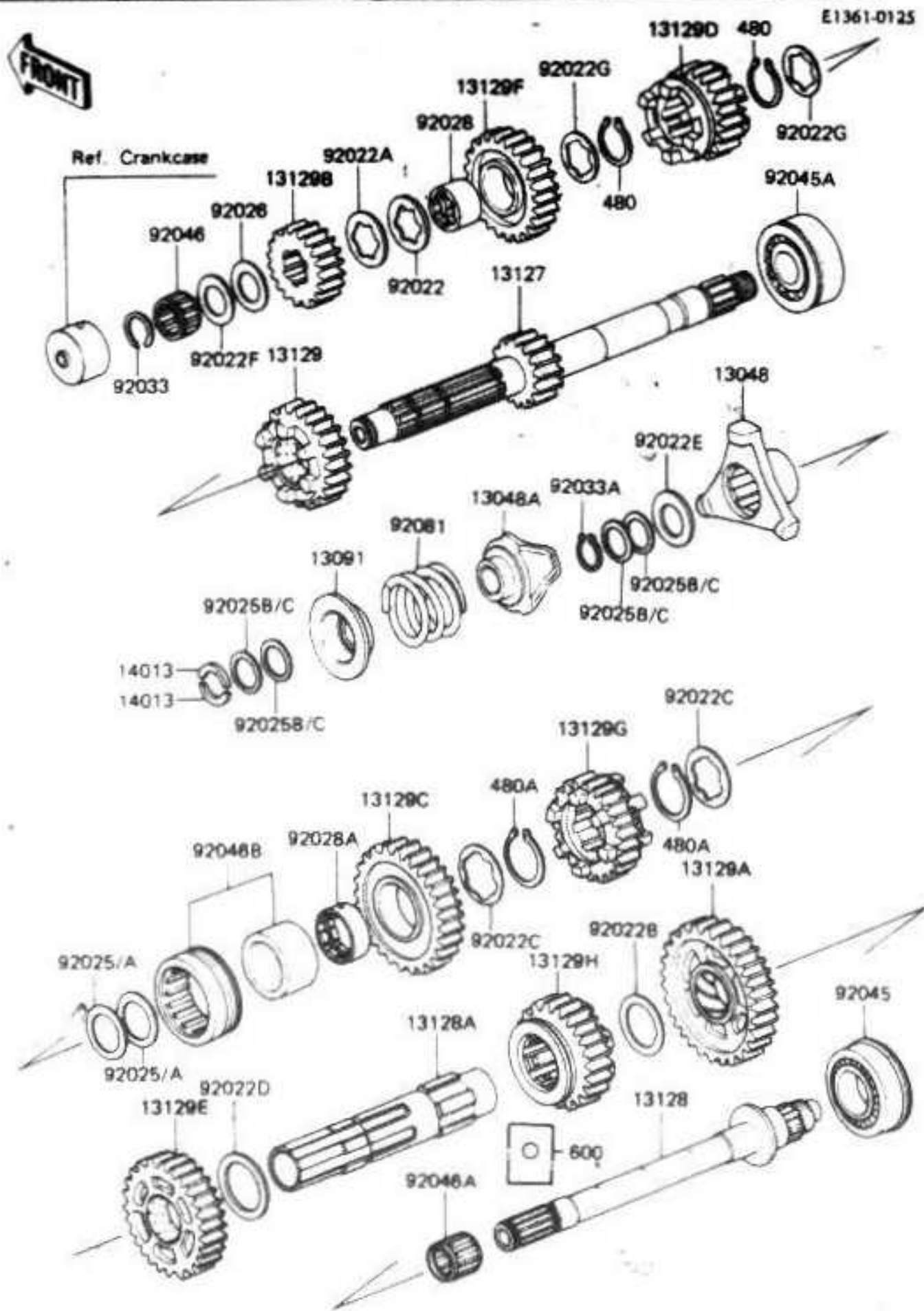
KAWASAKI MOTOR CORP. JAPAN

Ref. No.	Part No.	Description	Spec Code	Quantity- ZN1300			
				'87	'88		
				A5	A6		
13048	13048-1010	CAM-DAMPER, FOLLOWER	1	1			
13048A	13048-1011	CAM-DAMPER	1	1			
13091	13091-1091	HOLDER, SPRING	1	1			
13127	13127-1113	SHAFT-TRANSMISSION INPUT, 16T	1	1			
13128	13128-1050	SHAFT-TRANSMISSION OUTPUT	1	1			
13128A	13128-1109	SHAFT, OUTPUT, OUTER	1	1			
13129	13129-1098	GEAR, INPUT 4TH, 27T	1	1			
13129A	13129-1426	GEAR, OUTPUT LOW, 41T	1	1			
13129B	13129-1427	GEAR, INPUT 2ND, 20T	1	1			
13129C	13129-1428	GEAR, OUTPUT 2ND, 36T	1	1			
13129D	13129-1429	GEAR, INPUT 3RD, 24T	1	1			
13129E	13129-1430	GEAR, OUTPUT 3RD, 33T	1	1			
13129F	13129-1592	GEAR, INPUT TOP, 29T	1	1			
13129G	13129-1593	GEAR, OUTPUT TOP, 27T	1	1			
13129H	13129-1594	GEAR, OUTPUT 4TH, 30T	1	1			
14013	14013-1001	RING-POSITION	2	2			
92022	92022-1098	WASHER, TOOTHED, 30X38X3	1	1			
92022A	92022-1099	WASHER, CLAW, 29X38X1	1	1			
92022B	92022-1100	WASHER, 34, 3X44X1	1	1			
92022C	92022-1101	WASHER, TOOTHED, 36.3X46X1	2	2			
92022D	92022-1102	WASHER, 36, 3X46X2	1	1			
92022E	92022-1103	WASHER, 23, 2X38X3	1	1			
92022F	92022-212	WASHER, 22, 3X35X1.6	1	1			
92022G	92024-042	WASHER, TOOTHED, 28.3X35.5X1.5	2	2			
92025	92025-1002	SHIM, 34, 3X42X0.1	AR	AR			
92025A	92025-1003	SHIM, 34, 3X42X0.3	AR	AR			
92025B	92025-1004	SHIM, 23, 3X30.7X0.1	AR	AR			
92025C	92025-1005	SHIM, 23, 3X30.7X0.3	AR	AR			
92026	92026-1020	SPACER, 22X35.5X1.0	1	1			
92028	92028-1302	BUSHING, INPUT TOP GEAR	1	1			
92028A	92028-1303	BUSHING, OUTPUT 2ND GEAR	1	1			
92033	92033-025	RING-SNAP, 20X25.5X1.2	1	1			
92033A	92033-1021	RING-SNAP, 22.8MM	1	1			
92045	92045-1018	BEARING-BALL, #3206	1	1			
92045A	92045-1028	BEARING-BALL, 5305NSH2	1	1			
92046	92046-031	BEARING-NEEDLE, FWF-223014	1	1			
92046A	92046-1013	BEARING-NEEDLE, K23X28X24	1	1			
92046B	92046-1119	BEARING-NEEDLE, TR1-546226E02	1	1			
92081	92081-1286	SPRING, DAMPER	1	1			
480	480J2800	CIRCLIP-TYPE-C, 28MM	2	2			

CONTINUED NEXT PAGE

This catalog covers:
 '87-'88 ZN1300-A5/A6 Engine

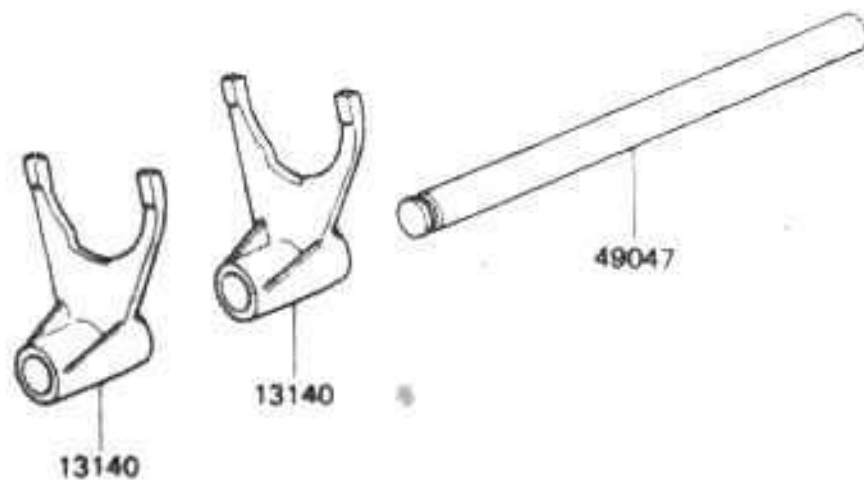
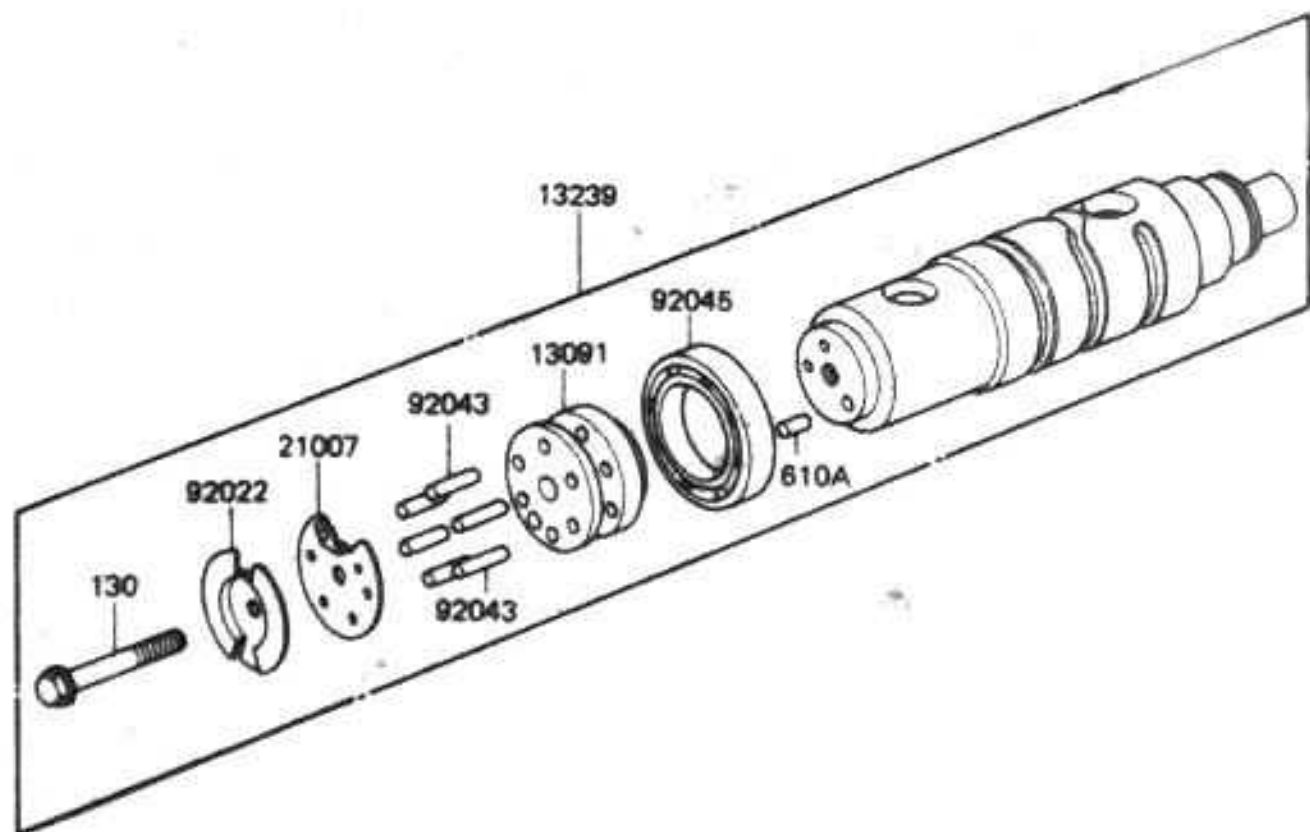
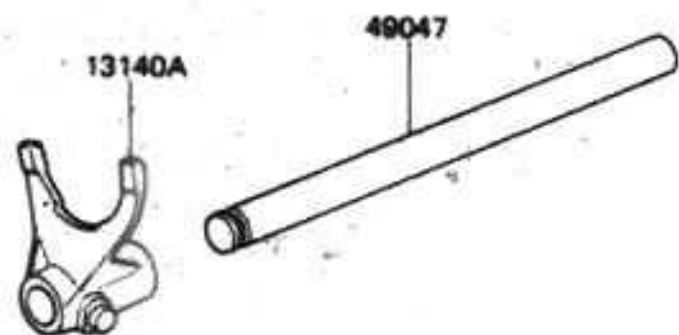
This grid covers:
 Transmission (2/2)



Ref. No.	Part No.	Description	Spec Code	Quantity- ZN1300	
				'87	'88
480A	480J3600	CIRCLIP-TYPE-C, 36MM			
600	600A0500	BALL-STEEL, 5/32"			
				2	2
				4	4

This catalog covers:
'87-'88 ZN1300-A5/A6 Engine

E1362-0083



This grid covers:
Gear Change Drum & Forks

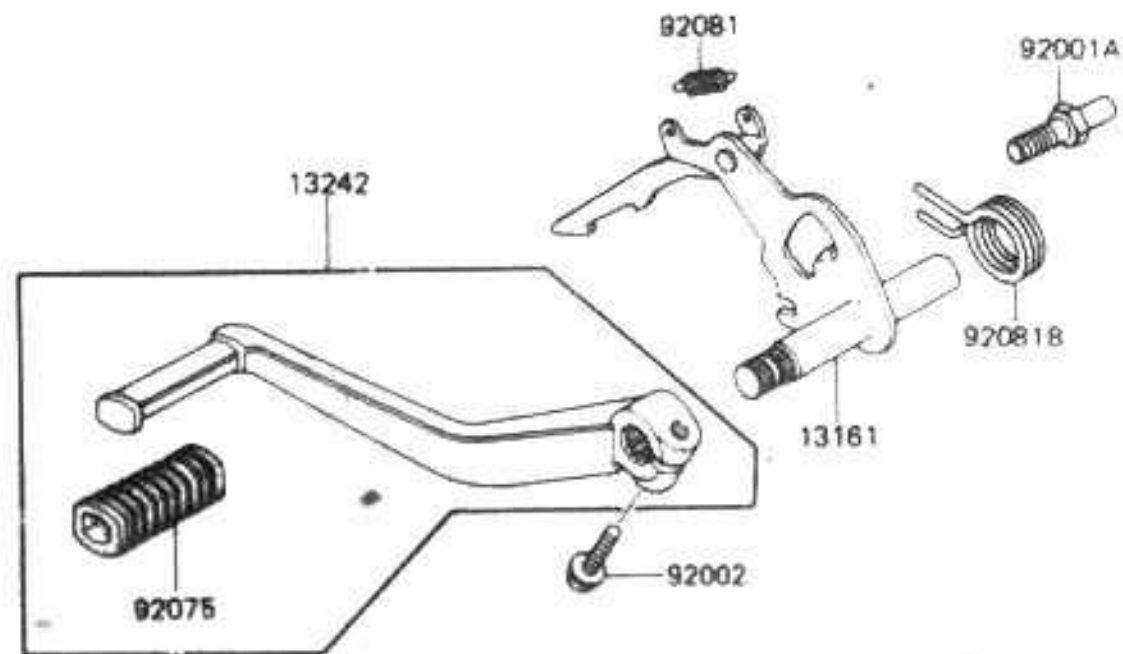
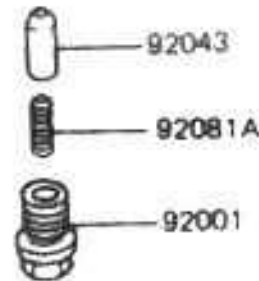
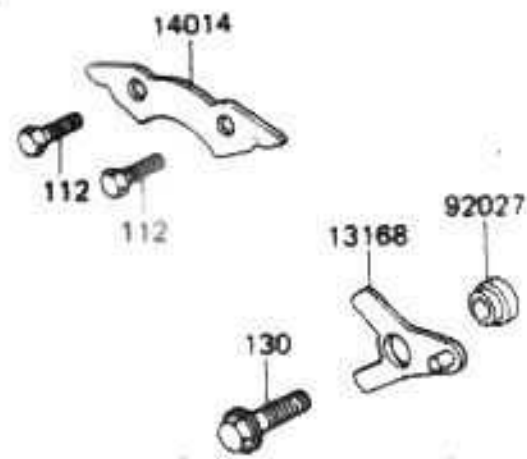
KAWASAKI MOTOR CO., LTD. JAPAN

Ref. No.	Part No.	Description	Spec Code	Quantity - ZN1300			
				'87	'88		
				A5	A6		
13091	13091-1113	HOLDER, BEARING		1	1		
13140	13140-1050	FORK-SHIFT, LOW, 2ND & 3RD		2	2		
13140A	13140-1051	FORK-SHIFT, 4TH & TOP		1	1		
13145	13145-1058	CAM-CHANGE DRUM		1	1		
13239	13239-1109	DRUM-ASSY-CHANGE		1	1		
21007	21007-1070	ROTOR, NEUTRAL		1	1		
49047	49047-1008	ROD-SHIFT, 12X173		2	2		
92022	92022-1399	WASHER, NEUTRAL ROTOR		1	1		
92043	92042-020	PIN, DOWEL, 4X17.8		6	6		
92045	92045-1016	BEARING-BALL, #6906		1	1		
130	130G0635	BOLT-FLANGED, 6X35		1	1		
480	480J3000	CIRCLIP-TYPE-C, 30MM		1	1		
610	610A0406	ROLLER, 4X6		1	1		
610A	610A0408	ROLLER, 4X8		1	1		

This catalog covers:
 '87-'88 ZN1300-A5/A6 Engine

E1370-0117

FRONT



This grid covers:
 Gear Change Mechanism

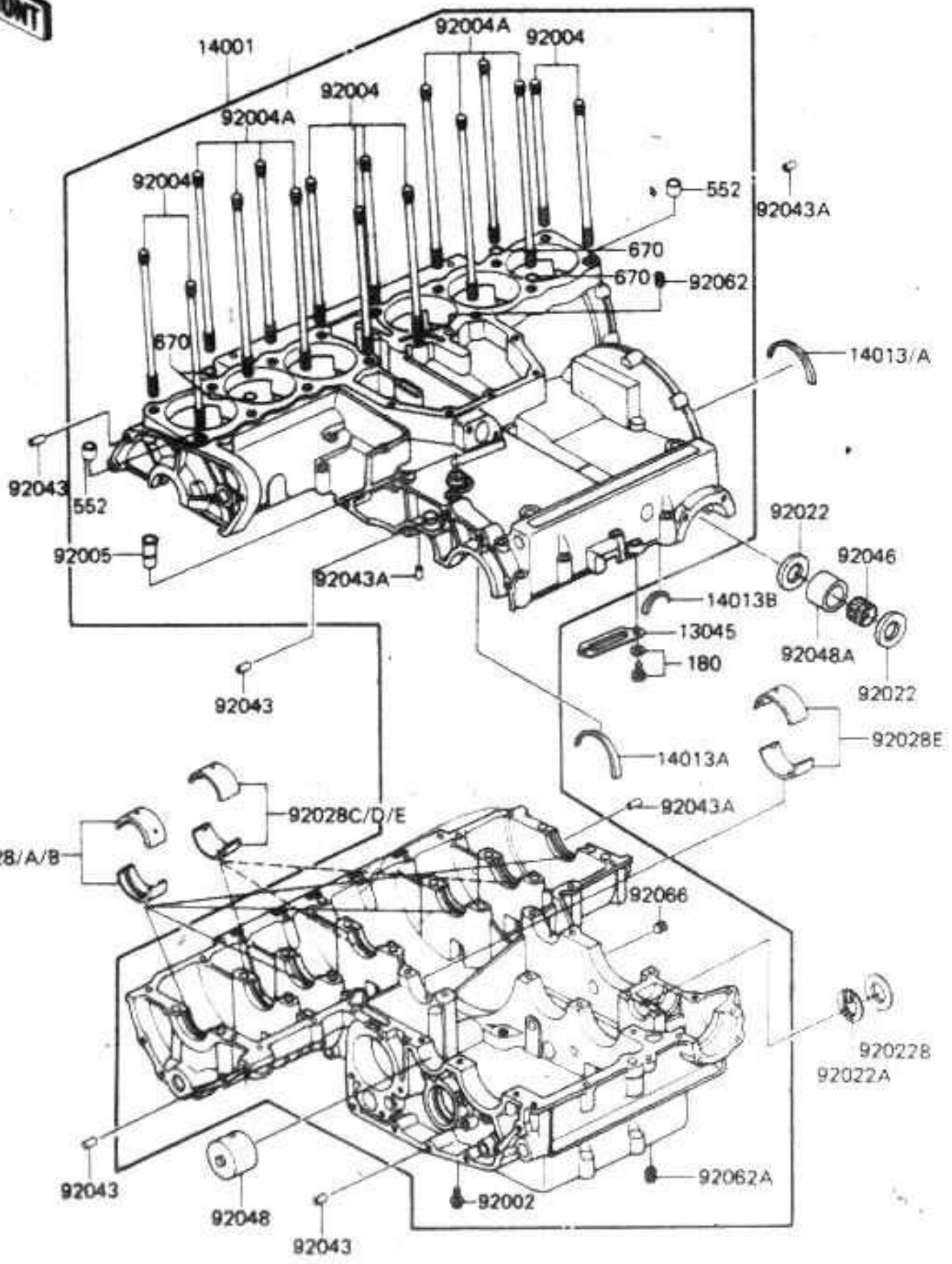
Ref. No.	Part No.	Description	Spec Code	Quantity - ZN1300			
				'87	'88		
				A5	A6		
13161	13161-1114	LEVER-COMP-CHANGE SHAFT	1	1			
13168	13168-1034	LEVER, CHANGE	1	1			
13242	13242-1101	LEVER-ASSY-CHANGE, PEDAL	1	1			
14014	14014-1008	PLATE-POSITION	1	1			
92001	92001-131	BOLT, FLANGED, 16X16.5	1	1			
92001A	92001-1401	BOLT, RETURN SPRING	1	1			
92002	92002-1339	BOLT, 6X25	1	1			
92027	92027-1139	COLLAR, L=8.7	1	1			
92043	92043-076	PIN	1	1			
92075	92075-1175	DAMPER, CHANGE PEDAL	1	1			
92081	92081-076	SPRING, CHANGE LEVER	1	1			
92081A	92081-112	SPRING	1	1			
92081B	92081-1662	SPRING, CHANGE SHAFT RETURN	1	1			
112	112G0616	BOLT-UPSET	2	2			
130	130G0825	BOLT-FLANGED, 8X25	1	1			

**This catalog covers:
'87-'88 ZN1300-A5/A6 Engine**

E1411-0103

**This grid covers:
Crankcase**

FRONT



Ref. No.	Part No.	Description	Spec Code	Quantity - ZN1300				
				'87		'88		
				A5	A6	A5	A6	
13045	13045-F002	RECEIVER-OIL			1	1		
14001	14001-5153	SET-CRANKCASE			1	1		
14013	14013-013	RING-POSITION, T=1.90			AR	AR		
14013A	14013-1004	RING-POSITION, T=1.98			AR	AR		
14013B	14013-1007	RING-POSITION			1	1		
92002	92002-1077	BOLT, 8X95			1	1		
92004	92004-062	STUD, 10X153			8	8		
92004A	92004-1019	STUD, 10X195			8	8		
92005	14067-006	FITTING, BREATHER			1	1		
92022	92022-1280	WASHER, THRUST, 20.5MM			2	2		
92022A	92022-1388	WASHER, T=2.2			1	1		
92022B	92022-1389	WASHER, 15X28X2.3			1	1		
92028	92028-1103	BUSHING, MAIN JOURNAL, BLUE			AR	AR		
92028A	92028-1104	BUSHING, MAIN JOURNAL, BLACK			AR	AR		
92028B	92028-1105	BUSHING, MAIN JOURNAL, BROWN			AR	AR		
92028C	92028-1106	BUSHING, MAIN JOURNAL, BLUE			AR	AR		
92028D	92028-1107	BUSHING, MAIN JOURNAL, BLACK			AR	AR		
92028E	92028-1108	BUSHING, MAIN JOURNAL, BROWN			AR	AR		
92043	92042-007	PIN, DOWEL, 6.3X8X14			4	4		
92043A	92042-016	PIN, DOWEL, 6X16			3	3		
92046	92046-1042	BEARING-NEEDLE, TK202814E01			1	1		
92048	92048-1008	RACE, DRIVE SHAFT, LH			1	1		
92048A	92048-1078	RACE			1	1		
92062	92062-011	NOZZLE, BLACK			1	1		
92062A	92062-015	NOZZLE, SILVER			1	1		
92066	92066-059	PLUG, OIL LINE, 1/8X7			1	1		
180	180B0616	BOLT-UPSET-WS			2	2		
552	552B1012	PIN-DOWEL, 6.5X10X12			2	2		
670	670B2012	O RING, 12MM			4	4		

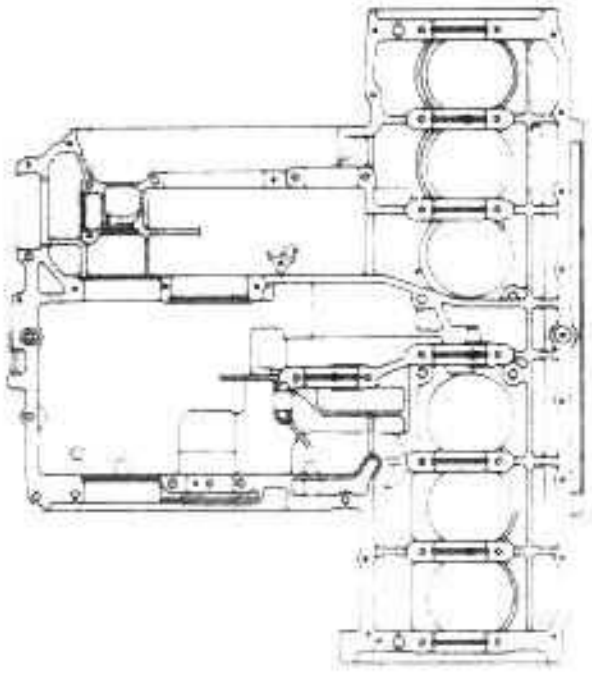
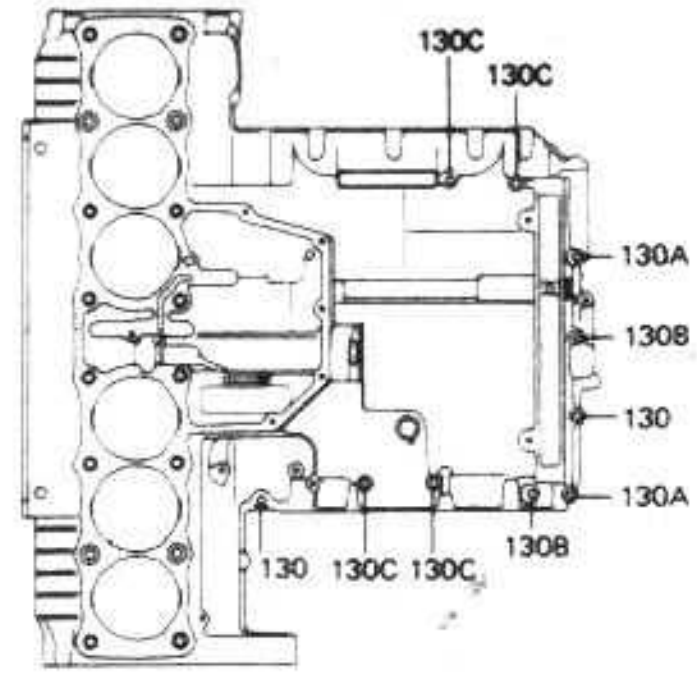
**This catalog covers:
'87-'88 ZN1300-A5/A6 Engine**

**This grid covers:
Crankcase Bolt Pattern**

Upper Case (Outside)

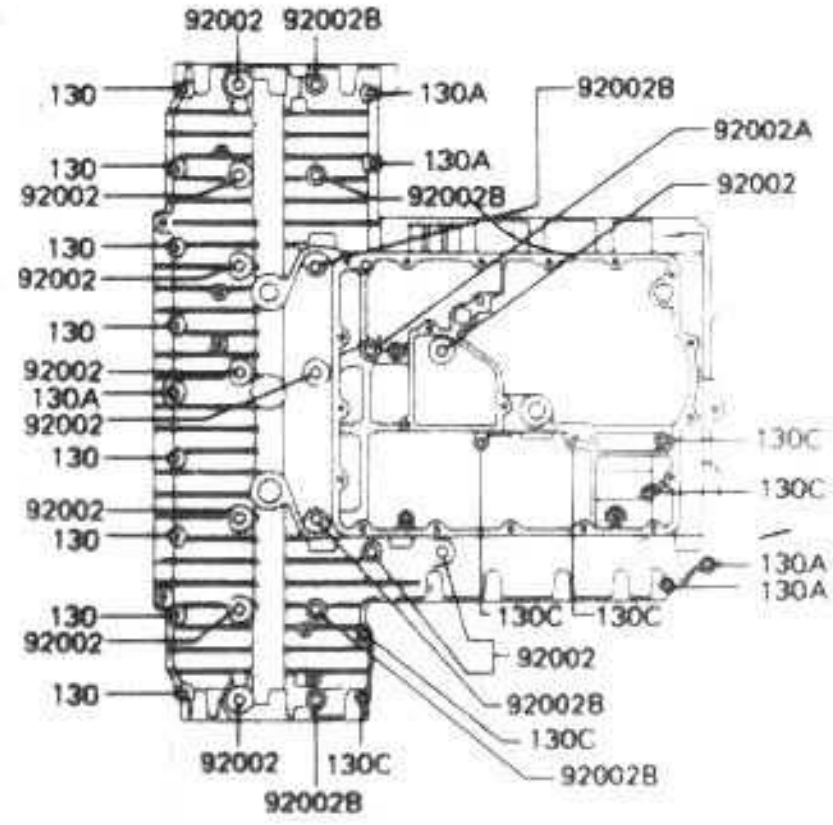
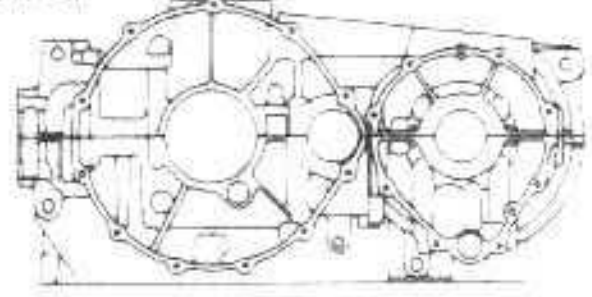
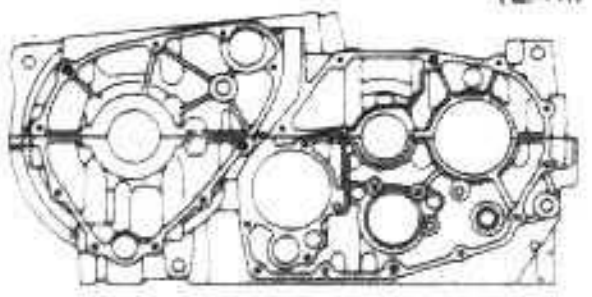
(Inside)

E1412-0011



(L.H.)

(R.H.)

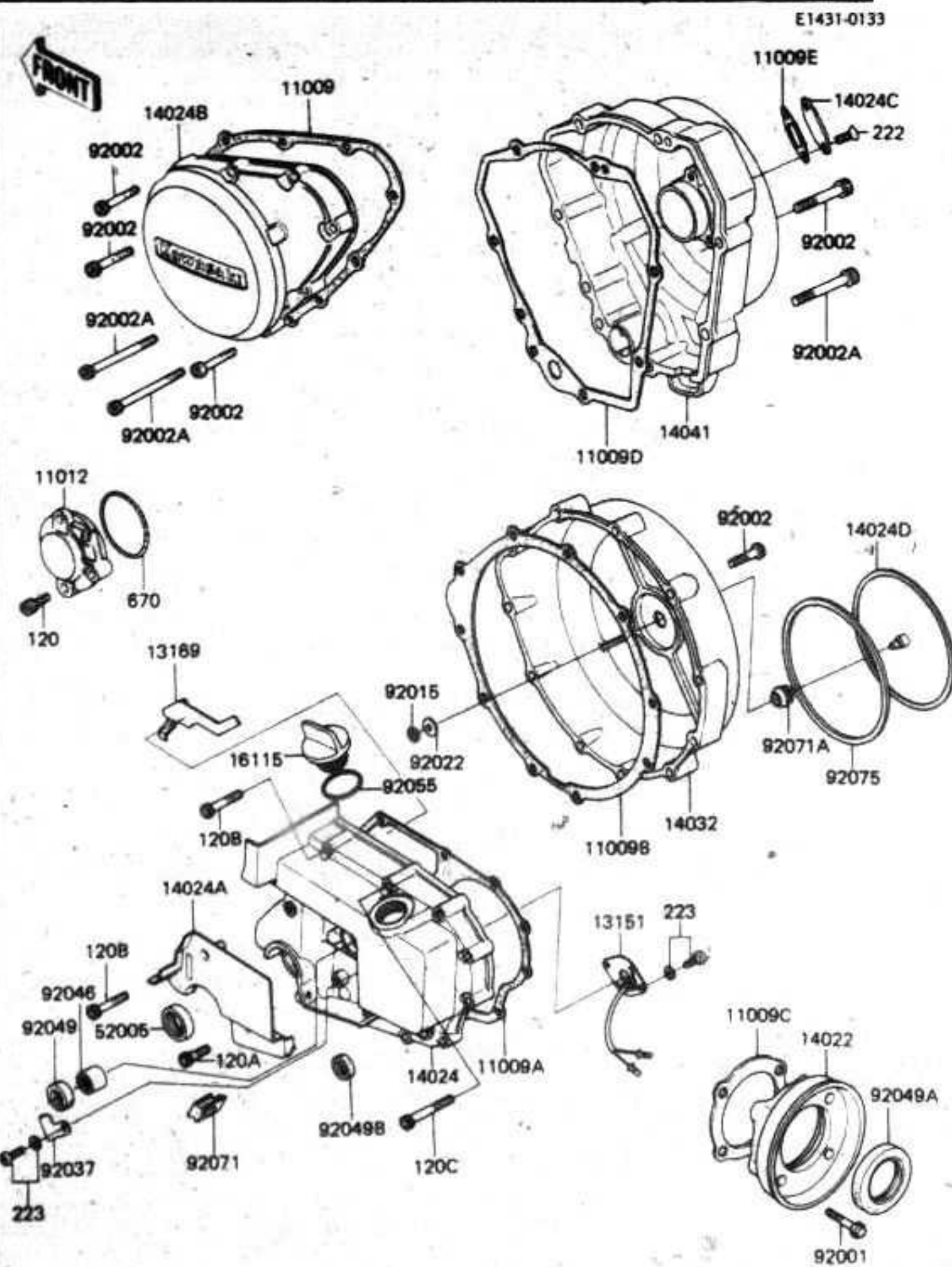


Lower Case (Outside)

Ref. No.	Part No.	Description	Spec Code	Quantity - ZN1300	
				'87	'88
				A5	A6
92002	92002-1077	BOLT, 8x95	11	11	
92002A	92002-1272	BOLT, 8x130	1	1	
92002B	92002-1274	BOLT, 8x105	6	6	
130	130Y0640	BOLT-FLANGED	10	10	
130A	130Y0650	BOLT-FLANGED	7	7	
130B	130Y0665	BOLT-FLANGED	2	2	
130C	130Y0685	BOLT-FLANGED	10	10	

**This catalog covers:
'87-'88 ZN1300-A5/A6 Engine**

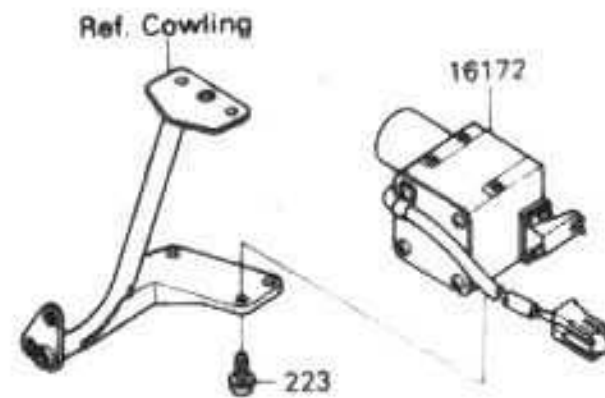
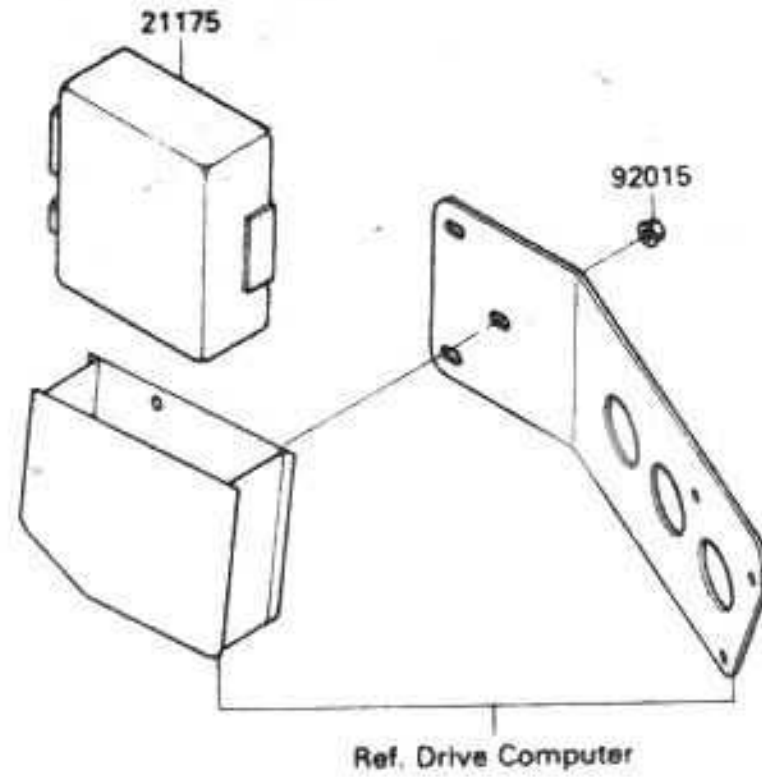
**This grid covers:
Engine Covers**



Ref. No.	Part No.	Description	Spec Code	Quantity- ZN1300			
				'87	'88	A5	A6
11009	11009-1090	GASKET,ENGINE COVER,LH		1	1		
11009A	11009-1091	GASKET,MISSION COVER		1	1		
11009B	11009-1092	GASKET,CLUTCH COVER		1	1		
11009C	11009-1159	GASKET,BEARING CAP		1	1		
11009D	11009-1269	GASKET,GENERATOR COVER		1	1		
11009E	11009-1270	GASKET,OIL INSPECTION COVER		1	1		
11012	11012-1060	CAP,TIMING SPROCKET		1	1		
13151	13151-1013	SWITCH-COMP,NEUTRAL		1	1		
13169	13169-1131	PLATE,BAFFLE,BREATHER		1	1		
14022	14022-1005	CAP-BEARING,OUTLET SHAFT		1	1		
14024	14025-1617	COVER,TRANSMISSION,SILVER #10		1	1		
14024A	14025-1618	COVER,RELEASE		1	1		
14024B	14025-1703	COVER,LH,GENERATOR		1	1		
14024C	14025-1704	COVER,OIL INSPECTION		1	1		
14024D	14025-1814	COVER,CLUTCH COVER		1	1		
14032	14032-1111	COVER-CLUTCH		1	1		
14041	14041-1024	COVER-COMP,GENERATOR		1	1		
16115	16115-1009	CAP-OIL FILLER		1	1		
52005	52005-1017	GAUGE,OIL LEVEL		1	1		
92001	92003-202	BOLT,FLANGED,6X28		4	4		
92002	92002-1282	BOLT,6X35		24	24		
92002A	92002-1283	BOLT,6X50		4	4		
92015	92018-004	NUT,LOCK,5MM		1	1		
92022	92022-104	WASHER,5.5X20X1.2		1	1		
92037	92037-1152	CLAMP,CABLE		1	1		
92046	92046-037	BEARING-NEEDLE,7E-HK1412		1	1		
92049	92049-1037	SEAL-OIL,TC14244.8		1	1		
92049A	92049-1038	SEAL-OIL,TC35527		1	1		
92049B	92051-005	SEAL-OIL,TB13225.5		1	1		
92055	92055-049	RING-O,31,5X2.6		1	1		
92071	92071-1051	GROMMET		1	1		
92071A	92071-1108	GROMMET,CLUTCH COVER		1	1		
92075	92075-1594	DAMPER,CLUTCH COVER		1	1		
120	12020614	BOLT-SOCKET		2	2		
120A	12020616	BOLT-SOCKET		1	1		
120B	12020635	BOLT-SOCKET		9	9		
120C	12020645	BOLT-SOCKET		4	4		
222	222E0510	SCREW-CSK-RD-CROS		2	2		
223	223B0612	SCREW-PAN-WS-CROS		3	3		
670	670B3045	O RING,45MM		1	1		

This catalog covers:
 '87-'88 ZN1300-A5/A6 Engine

E1509-0001



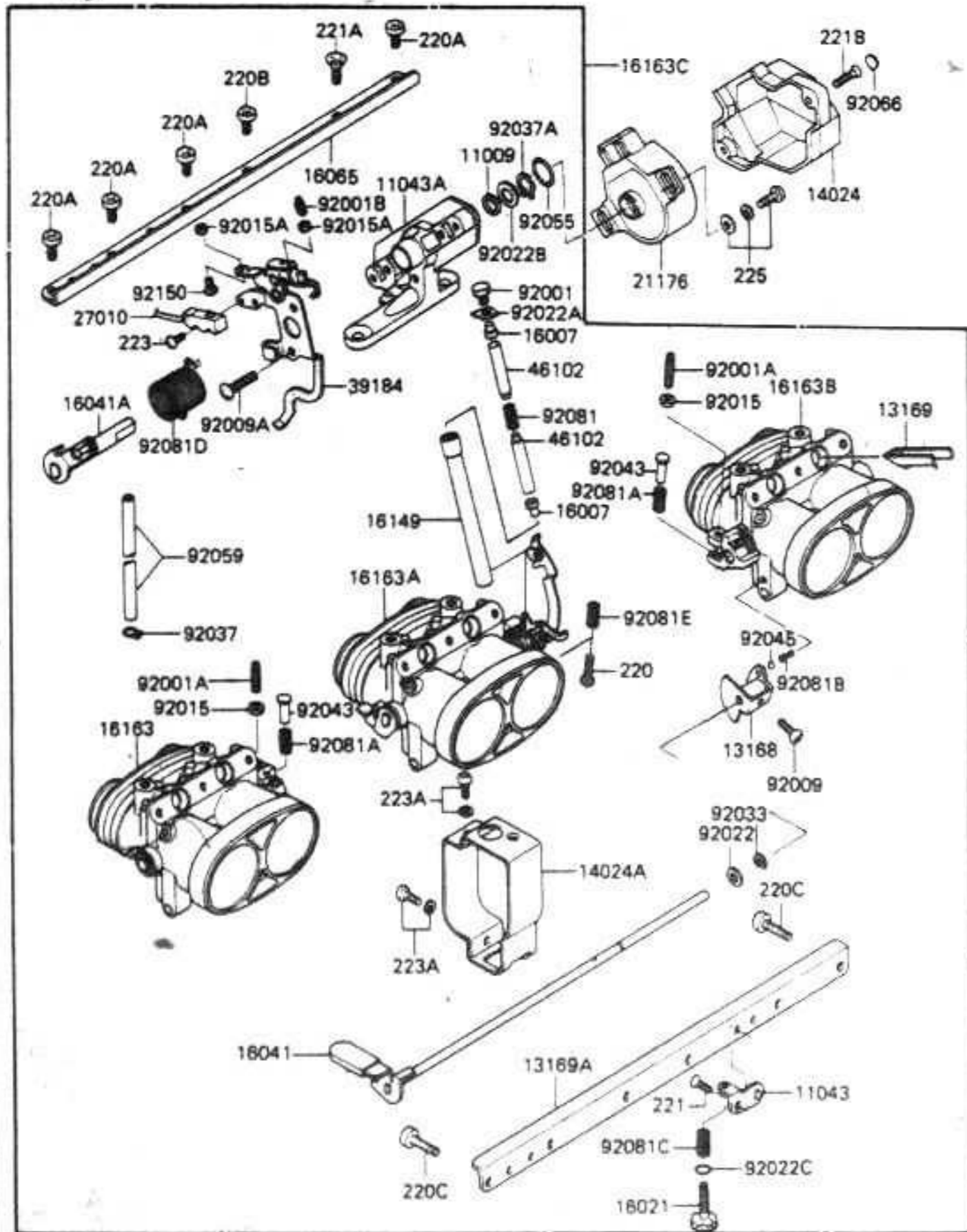
This grid covers:
Cruise Control

Ref. No.	Part No.	Description	Spec Code	Quantity- ZN1300			
				'87	'88		
				A5	A6		
16172	16172-1052	ACTUATOR	1	1			
21175	21175-1057	CONTROL UNIT-ELECTRONIC	1	1			
92015	92015-1259	NUT, FLANGED, 5MM	3	3			
223	22300612	SCREW-PAN-WS-CROS	3	3			

This catalog covers:
 '87-'88 ZN1300-A5/A6 Engine

E1514001

FRONT



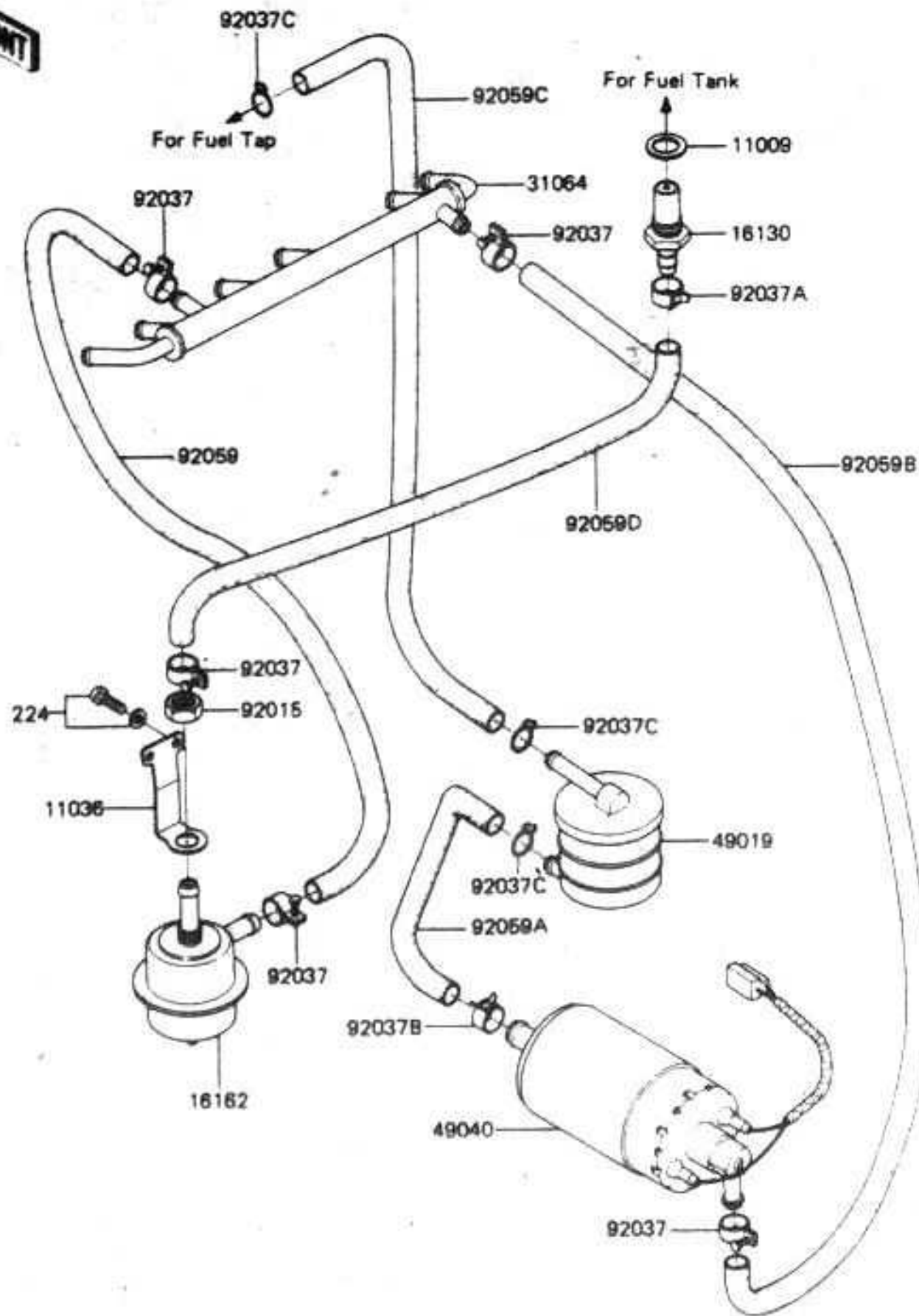
This grid covers:
 Throttle Assy (1/2)

Kawasaki Motors Corp. U.S.A.

Ref. No.	Part No.	Description	Spec Code	Quantity ZN1300	
				'87 '88	A5 A6
11009	16038-020	GASKET,8MM		1	1
11043	11043-1370	BRACKET-B, IDLE ADJUST SCREW		1	1
11043A	11043-1494	BRACKET, THROTTLE SENSOR		1	1
13168	13168-1210	LEVER, FAST IDLE		1	1
13169	13169-1744	PLATE		6	6
13169A	13169-1745	PLATE, THROTTLE STAY, LWR		1	1
14024	14025-1657	COVER, SENSOR		1	1
14024A	14025-1798	COVER, TUBE		1	1
16007	16057-002	SEAT-SPRING		2	2
16021	16021-1066	SCREW-THROTTLE STOP		1	1
16041	16041-1052	SHAFT-CARBURETOR, FAST IDLE		1	1
16041A	16041-1053	SHAFT-CARBURETOR, SENSOR		1	1
16065	16065-1107	HOLDER-CARBURETOR, STAY, UPP		1	1
16149	16149-1052	BAR, THROTTLE		1	1
16163	16163-1032	THROTTLE-ASSY, #1		1	1
16163A	16163-1033	THROTTLE-ASSY, #2		1	1
16163B	16163-1034	THROTTLE-ASSY, #3		1	1
16163C	16163-1083	THROTTLE-ASSY		1	1
21176	21176-1004	SENSOR, THROTTLE		1	1
27010	27010-1242	SWITCH, CRUISE CANSEL		1	1
39184	39184-1069	BRACKET-ASSY, THROTTLE		1	1
46102	46102-1106	ROD, THROTTLE		2	2
92001	16067-003	BOLT, A		1	1
92001A	92001-1447	BOLT, ADJUSTING		2	2
92001B	92001-1909	BOLT, THROTTLE BRACKET		1	1
92009	16046-007	SCREW, PAN HEAD, 5X7		1	1
92009A	92009-1318	SCREW, 5X12		1	1
92015	92015-1119	NUT, THROTTLE VALVE ADJUSTING		2	2
92015A	92015-1348	NUT, THROTTLE BRACKET		1	1
92022	16039-019	WASHER, PLAIN, NYLON		1	1
92022A	16054-003	WASHER, LOCK		1	1
92022B	92022-1492	WASHER, THROTTLE SENSOR		1	1
92022C	92022-1608	WASHER, THROTTLE STOP SCREW		1	1
92033	92033-1066	RING-SNAP, E-TYPE		1	1
92037	92037-1124	CLAMP, TUBE		1	1
92037A	92037-1196	CLAMP		1	1
92043	92043-1079	PIN, THROTTLE VALVE ADJUST		2	2
92045	92045-1044	BALL-STEEL, 1/8"		1	1
92055	92055-1226	RING-O, THROTTLE SENSOR		1	1
92059	92059-1382	TUBE, 3X7X125		1	1

This catalog covers:
 '87-'88 ZN1300-A5/A6 Engine

E1520-0005



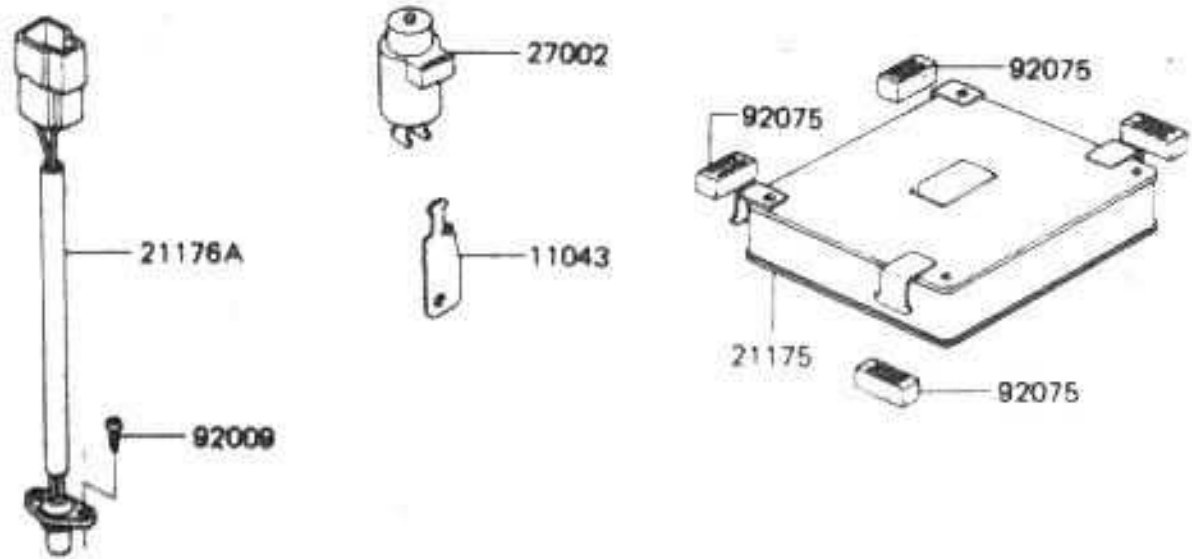
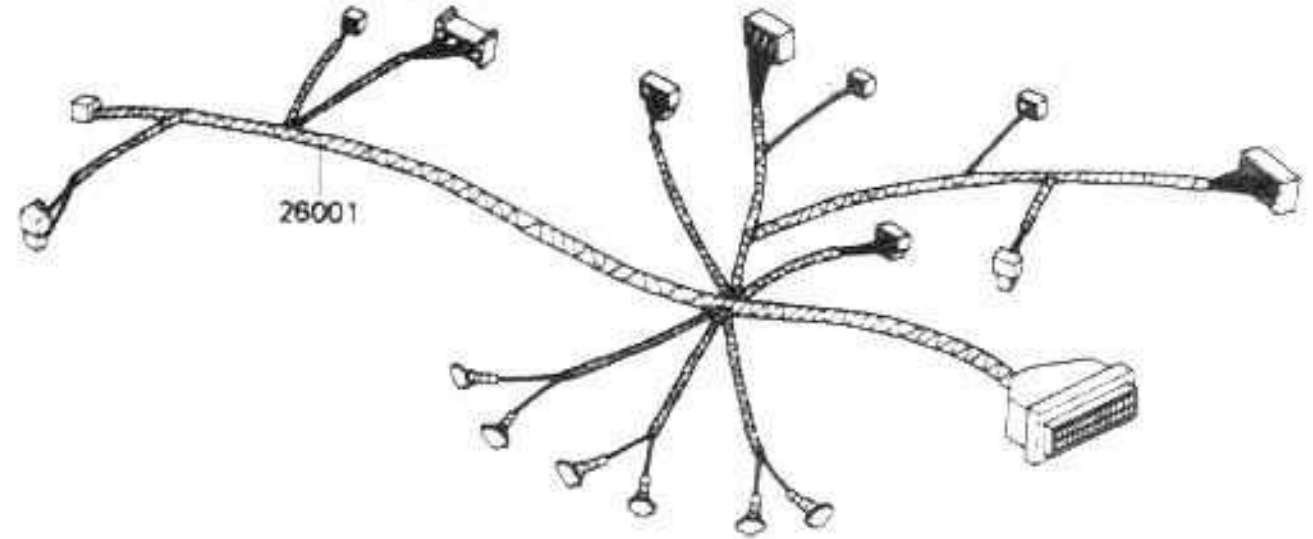
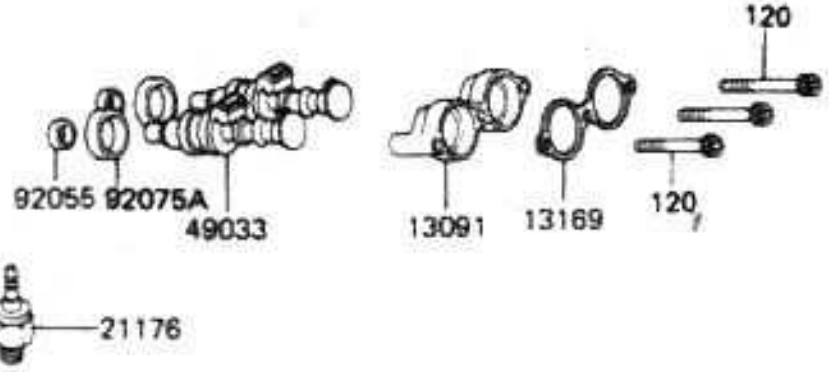
This grid covers:
 Fuel Pump

Kawasaki Motors Corp. U.S.A.

Ref. No.	Part No.	Description	Spec Code	Quantity- ZN1300	
				'87 A5	'88 A6
11009	11009-1182	GASKET, RELIEF VALVE	1	1	
11036	11036-1960	BRACKET-A, REGULATOR	1	1	
16130	16130-1002	VALVE-ASSY-RELIEF	1	1	
16162	16162-1002	REGULATOR-FUEL	1	1	
31064	31064-1010	PIPE-COMP, FUEL	1	1	
49019	49019-1001	FILTER-FUEL	1	1	
49040	49040-1007	PUMP-FUEL	1	1	
92015	92015-1395	NUT, 12MM.	1	1	
92037	92037-1178	CLAMP	5	5	
92037A	92037-1181	CLAMP	1	1	
92037B	92037-1244	CLAMP, FUEL TUBE, ID=14.8	1	1	
92037C	92037-1271	CLAMP, FUEL TUBE	3	3	
92059	92059-1273	TUBE, 13.5X360	1	1	
92059A	92059-1275	TUBE, PUMP FILTER	1	1	
92059B	92059-1276	TUBE, 13.5X610	1	1	
92059C	92059-1277	TUBE, 7.5X13.5X590	1	1	
92059D	92059-1397	TUBE, 13.5X270	1	1	
224	224C0508	SCREW-PAN-WP-CROS	2	2	

This catalog covers:
 '87-'88 ZN1300-A5/A6 Engine

E1530-0007



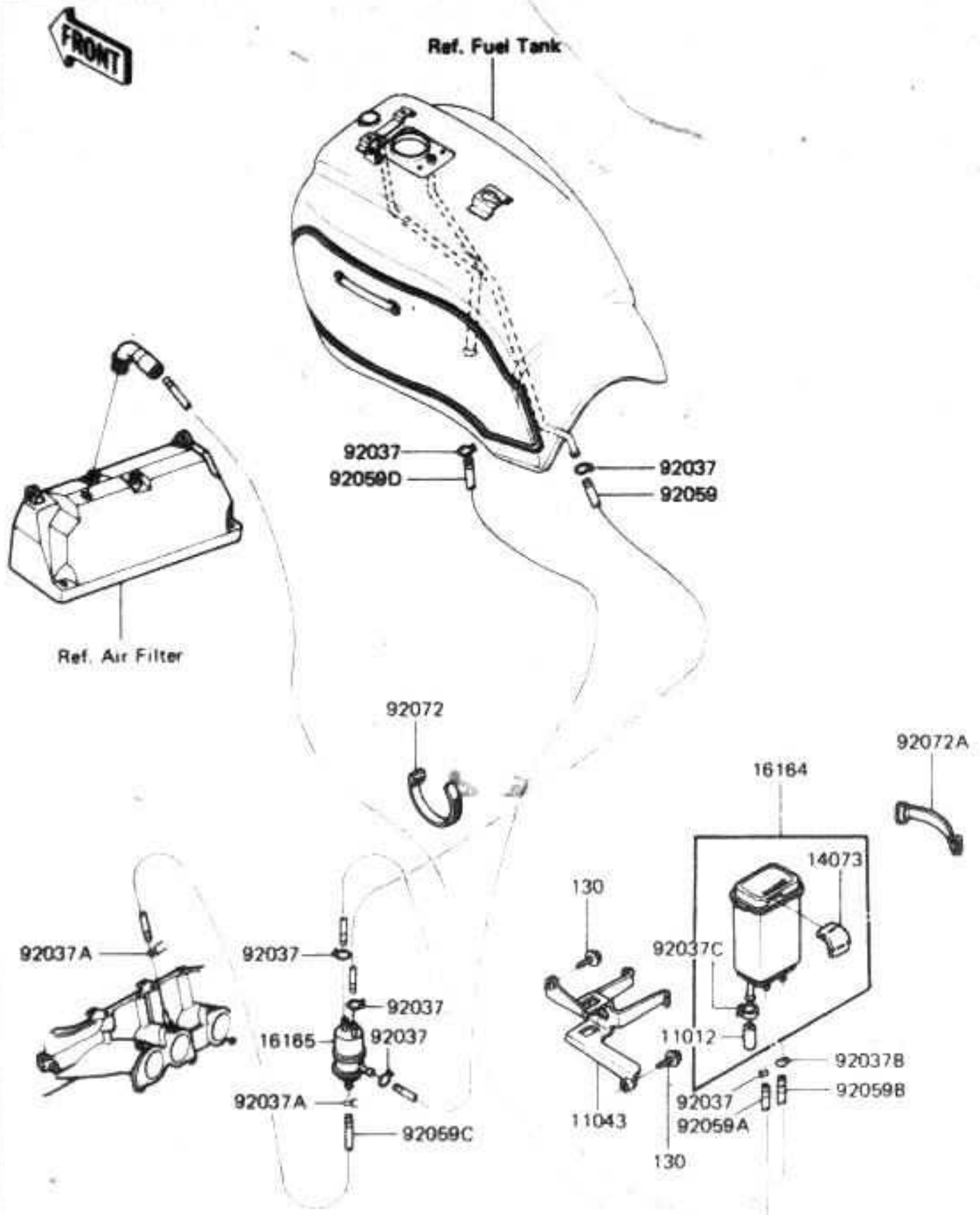
This grid covers:
 Fuel Injection Equipment

Kawasaki Motors Corp. U.S.A.

Ref. No.	Part No.	Description	Spec Code	Quantity- ZN1300			
				'87 A5	'88 A6		
11043	11043-1318	BRACKET-B,DFI PUMP RELAY			1	1	
13091	13091-1184	HOLDER,INJECTION NOZZLE			3	3	
13169	13169-1605	PLATE,INJECTION NOZZLE			3	3	
21175	21175-1008	CONTROL UNIT-ELECTRONIC,FUEL			1	1	
21176	21176-1002	SENSOR-TEMPERATURE			1	1	
21176A	21176-1003	SENSOR,AIR-TEMPERATURE			1	1	
26001	26001-1567	HARNES, D.F.I			1	1	
27002	27002-1051	RELAY-ASSY			1	1	
49033	49033-1002	NOZZLE-INJECTION			6	6	
92009	92009-1028	SCREW,TAPPING,3X12			2	2	
92055	92055-1082	RING-O,FUEL INJECT			6	6	
92075	92075-1312	DAMPER,ELECTRONIC CONTROL UNIT			4	4	
92075A	92075-1617	DAMPER,FUEL INJECT			6	6	
120	120S0540	BOLT-SOCKET			9	9	

This catalog covers:
 '87-'88 ZN1300-A5/A6 Engine

This grid covers:
 Canister

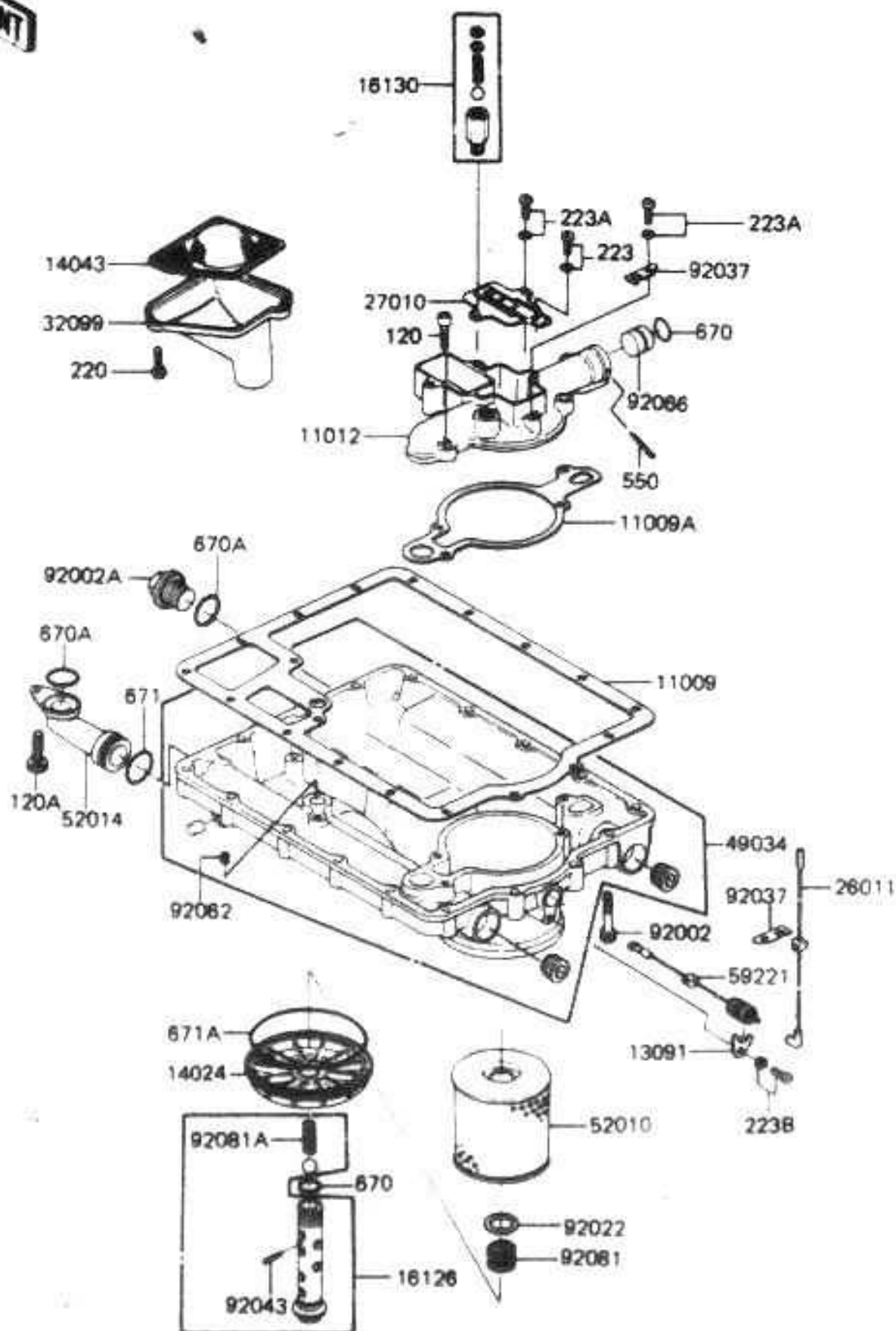


Ref. No.	Part No.	Description	Spec Code	Quantity- ZN1300			
				'87	'88		
				A5	A6		
11012	11012-1388	CAP,CANISTER					
		-----	CA	1	1		
11043	11043-1621	BRACKET,CANISTER					
		-----	CA	1	1		
14073	14073-1178	DUCT,CANISTER					
		-----	CA	1	1		
16164	16164-1053	CANISTER					
		-----	CA	1	1		
16165	16165-1001	SEPARATOR					
		-----	CA	1	1		
92037	92037-010	CLAMP,TUBE					
		-----	CA	6	6		
92037A	92037-072	CLAMP,TUBE					
		-----	CA	2	2		
92037B	92037-1104	CLAMP,HOSE					
		-----	CA	1	1		
92037C	92037-1512	CLAMP,CANISTER					
		-----	CA	1	1		
92059	92059-1400	TUBE,5X8X320,BLUE					
		-----	CA	1	1		
92059A	92059-1420	TUBE,5X8X980,BLUE					
		-----	CA	1	1		
92059B	92059-1421	TUBE,7X12X1060,GREEN					
		-----	CA	1	1		
92059C	92059-1422	TUBE,4X9X640,WHITE					
		-----	CA	1	1		
92059D	92059-1423	TUBE,5X8X430,RED					
		-----	CA	1	1		
92072	92072-031	BAND,L=149					
		-----	CA	1	1		
92072A	92072-1006	BAND,L=64					
		-----	CA	1	1		
130	130J0616	BOLT-FLANGED,6X16,BLACK					
		-----	CA	2	2		

This catalog covers:
 '87-'88 ZN1300-A5/A6 Engine

E1710-0064

FRONT



This grid covers:
 Oil Pan/Oil Filter

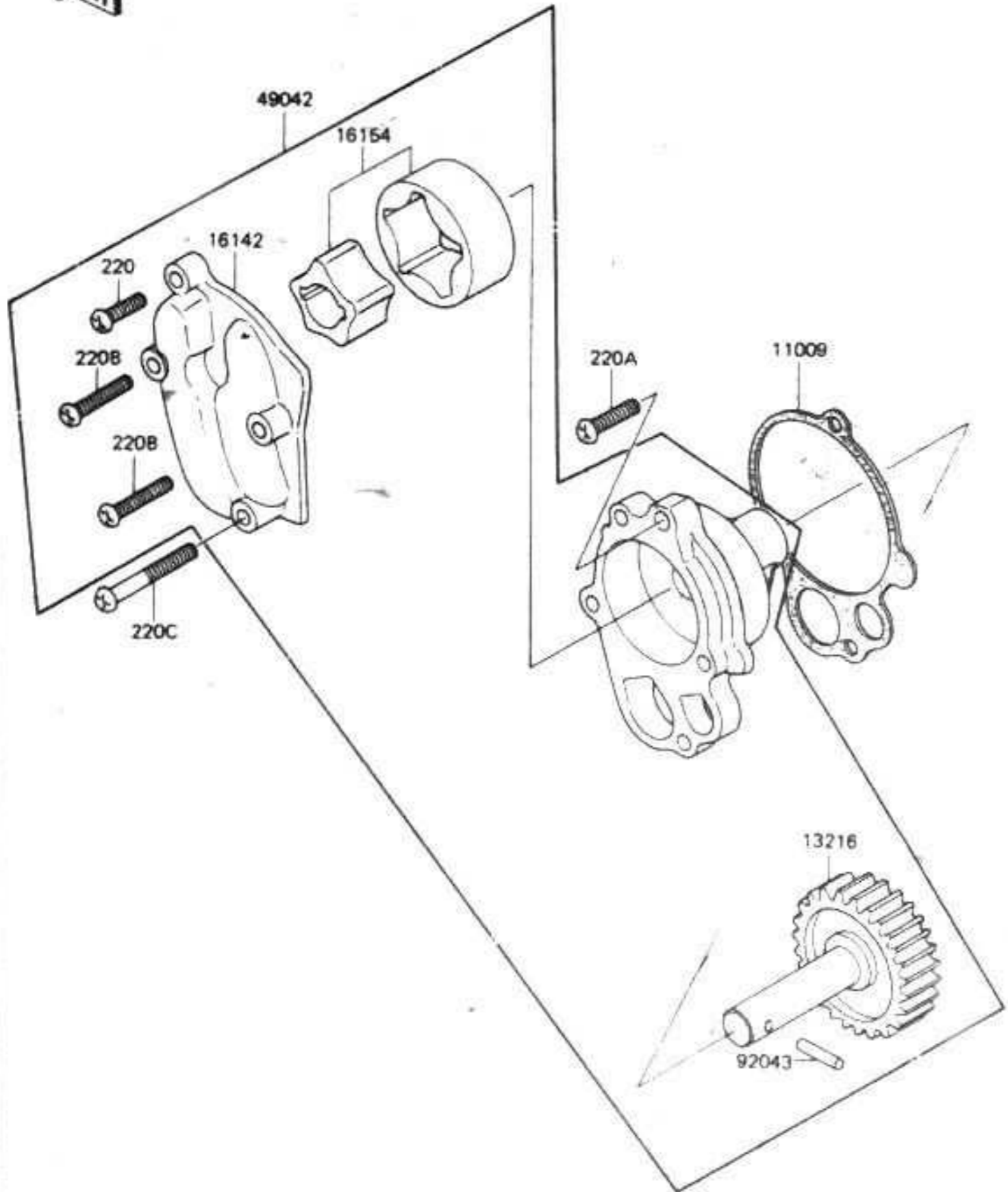
Kawasaki Motors Corp. U.S.A.

Ref. No.	Part No.	Description	Spec Code	Quantity - ZN1300	
				'87 A5	'88 A6
11009	11009-1093	GASKET,OIL PAN		1	1
11009A	11009-1198	GASKET,OIL FILTER CAP		1	1
11012	11012-1148	CAP,OIL FILTER		1	1
13091	13091-1080	HOLDER,CONNECTOR		1	1
14024	14025-1170	COVER,OIL FILTER		1	1
14043	14043-1008	FILTER,OIL		1	1
16126	16126-1006	VALVE,OIL FILTER		1	1
16130	16130-1001	VALVE-ASSY-RELIEF		1	1
26011	26011-1262	WIRE-LEAD,OIL SWITCH		1	1
27010	27010-1038	SWITCH,OIL LEVEL		1	1
32099	32099-1017	CASE,OIL FILTER		1	1
49034	49034-5005	PAN-OIL		1	1
52010	16099-002	ELEMENT-OIL FILTER		1	1
52014	52014-1002	ELBOW,OIL PASSAGE		1	1
59221	59221-1002	CONNECTOR-CORD,OIL SWITCH		1	1
92002	92002-1270	BOLT,6X35		17	17
92002A	92002-1276	BOLT,OIL DRAIN		1	1
92022	92022-1012	WASHER,20,5X30X1		1	1
92037	92037-1211	CLAMP,LEAD WIRE		3	3
92043	92043-111	PIN,SPRING,2X20		1	1
92062	92062-011	NOZZLE,BLACK		1	1
92066	92066-1023	PLUG,OIL GALLERY,16X3.2		1	1
92081	92081-1018	SPRING,OIL FILTER		1	1
92081A	92081-133	SPRING		1	1
120	120P0635	BOLT-SOCKET,6X35		4	4
120A	120Z0620	BOLT-SOCKET		1	1
220	220B0620	SCREW-PAN-CROS,6X20,WHITE		3	3
223	223B0406	SCREW-PAN-WS-CROS		1	1
223A	223B0614	SCREW-PAN-WS-CROS		3	3
223B	223B0614	SCREW-PAN-WS-CROS		1	1
550	550B2040	PIN-COTTER,2.0X40		1	1
670	670B2016	O RING,16MM		2	2
670A	670B2022	O RING,22MM		2	2
671	671B2525	O RING,25MM		1	1
671A	671B2595	O RING,95MM		1	1

This catalog covers:
'87-'88 ZN1300-A5/A6 Engine

E1710-0042

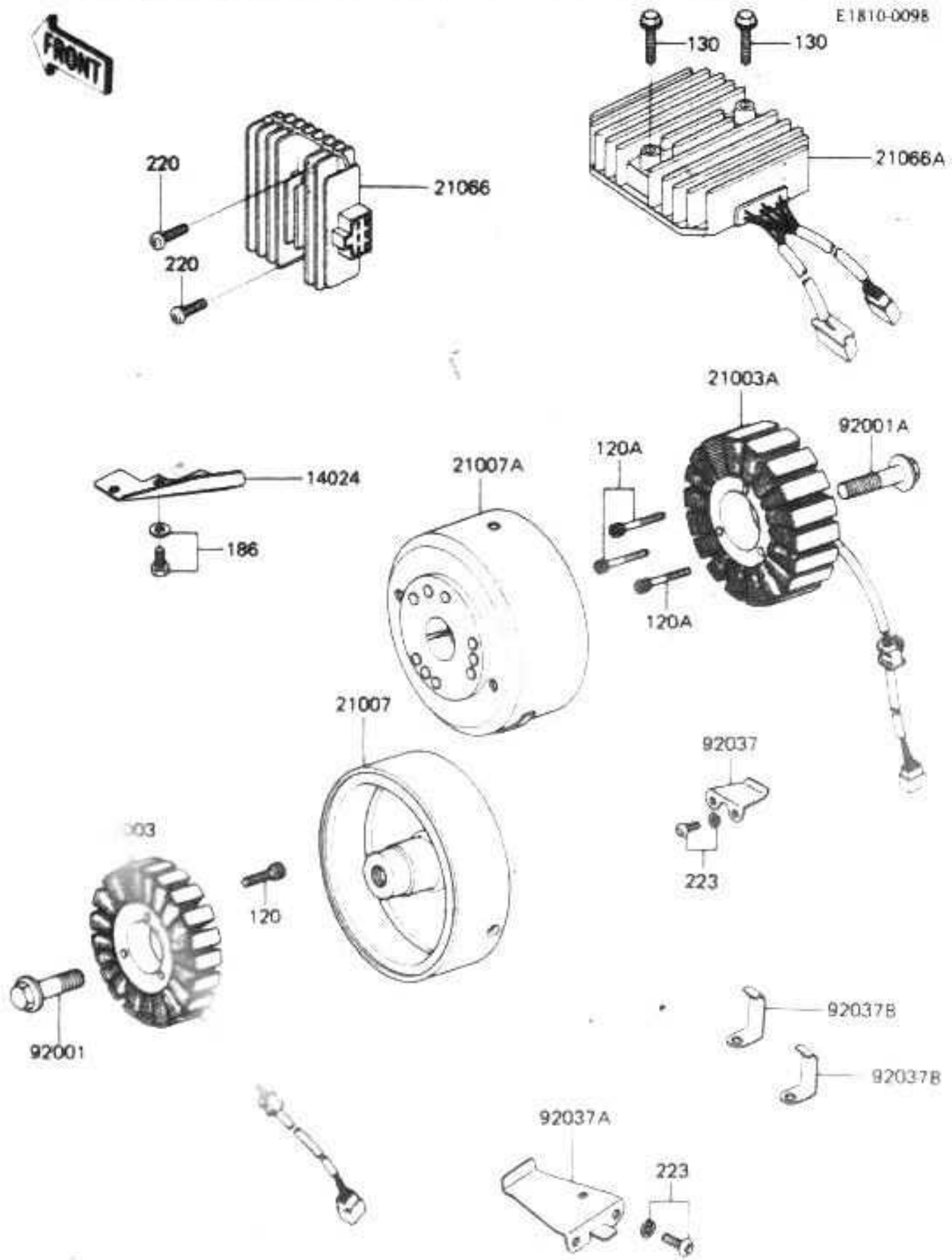
This grid covers:
Oil Pump



Ref. No.	Part No.	Description	Spec Code	Quantity- ZN1300		
				'87	'88	-
				A5	A6	
11009	11009-1088	GASKET,OIL PUMP		1	1	
13216	13216-1018	GEAR-COMP,OIL PUMP		1	1	
16142	16142-1005	COVER-PUMP		1	1	
16154	16154-1007	ROTOR-PUMP		1	1	
49042	49042-1001	PUMP-OIL		1	1	
92043	92043-1061	PIN,DOWEL,5X17,8		1	1	
	220	220B0618		1	1	
	220A	220B0625		1	1	
	220B	220B0628		2	2	
	220C	220B0640		1	1	

**This catalog covers:
'87-'88 ZN1300-A5/A6 Engine**

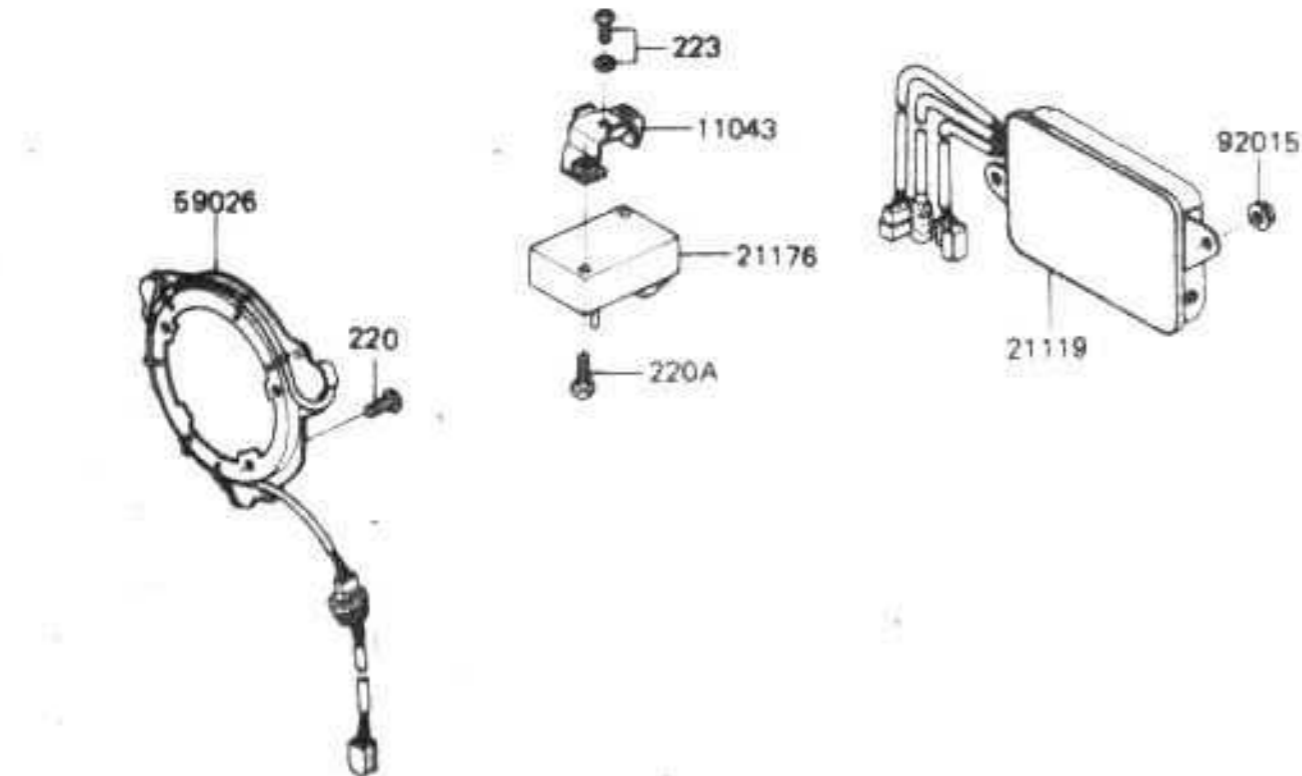
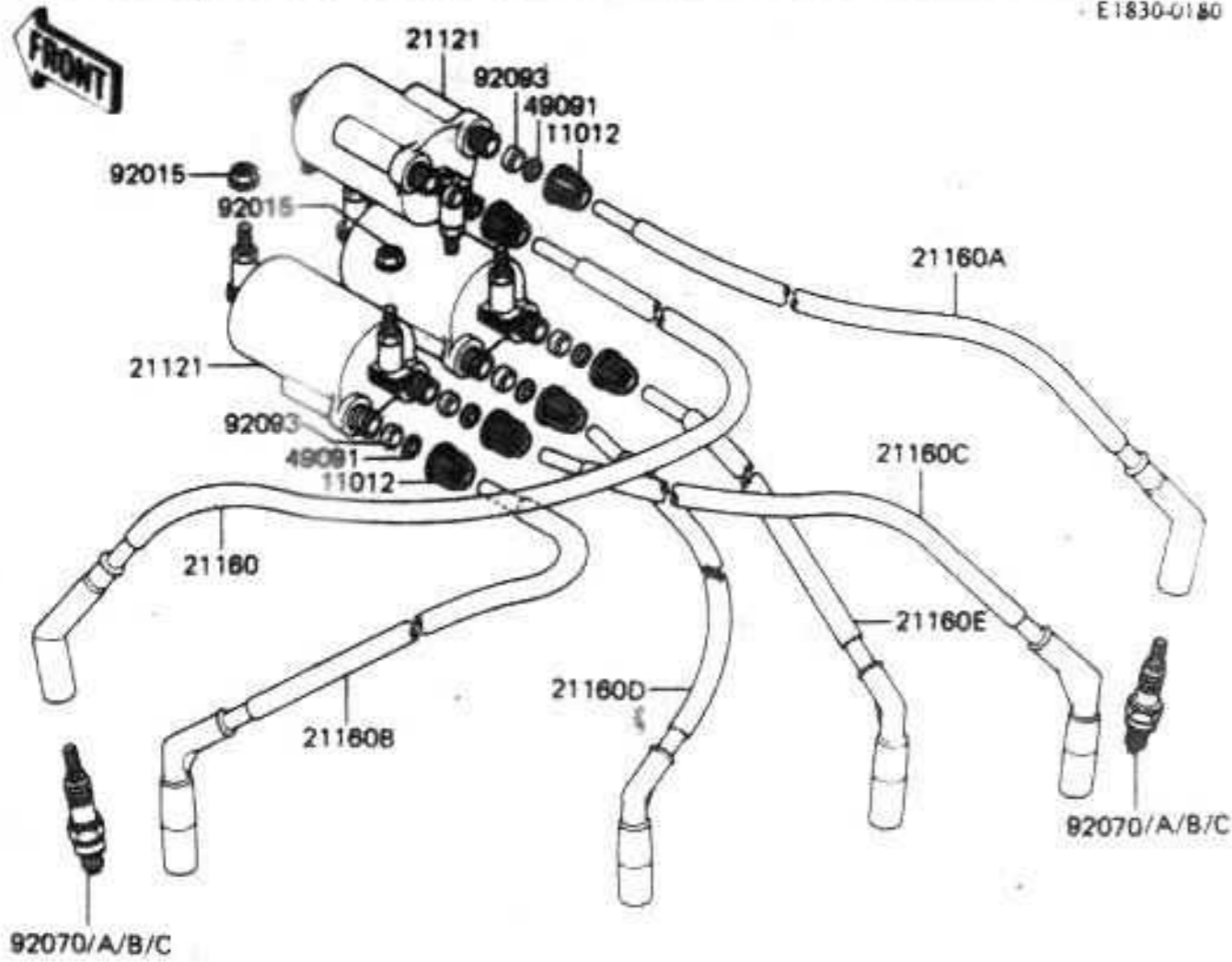
**This grid covers:
Generator/Regulator**



Ref. No.	Part No.	Description	Spec Code	Quantity - ZN1300			
				'87	'88	A5	A6
14024	14025-1391	COVER, GENERATOR LEAD		1	1		
21003	21003-1064	STATOR, LH		1	1		
21003A	21003-1104	STATOR, RH		1	1		
21007	21007-1051	ROTOR, LH		1	1		
21007A	21007-1073	ROTOR, RH		1	1		
21066	21066-1038	REGULATOR-VOLTAGE		1	1		
21066A	21066-1051	REGULATOR-VOLTAGE		1	1		
92001	92001-1012	BOLT, FLANGED, 12X40		1	1		
92001A	92001-1146	BOLT, FLANGED, 12X40		1	1		
92037	92037-1287	CLAMP, GENERATOR LEAD		1	1		
92037A	92037-1343	CLAMP, LEAD WIRE		1	1		
92037B	92037-1345	CLAMP, LEAD WIRE		2	2		
120	120P0530	BOLT-SOCKET, 5X30		3	3		
120A	120P0635	BOLT-SOCKET, 6X35		3	3		
130	130B0535	BOLT-FLANGED, 5X35		2	2		
186	18600610	BOLT-UPSET-WP		2	2		
220	220B0620	SCREW-PAN-CROS, 6X20, WHITE		2	2		
223	223B0510	SCREW-PAN-WS-CROS		4	4		

**This catalog covers:
'87-'88 ZN1300-A5/A6 Engine**

E1830-0180



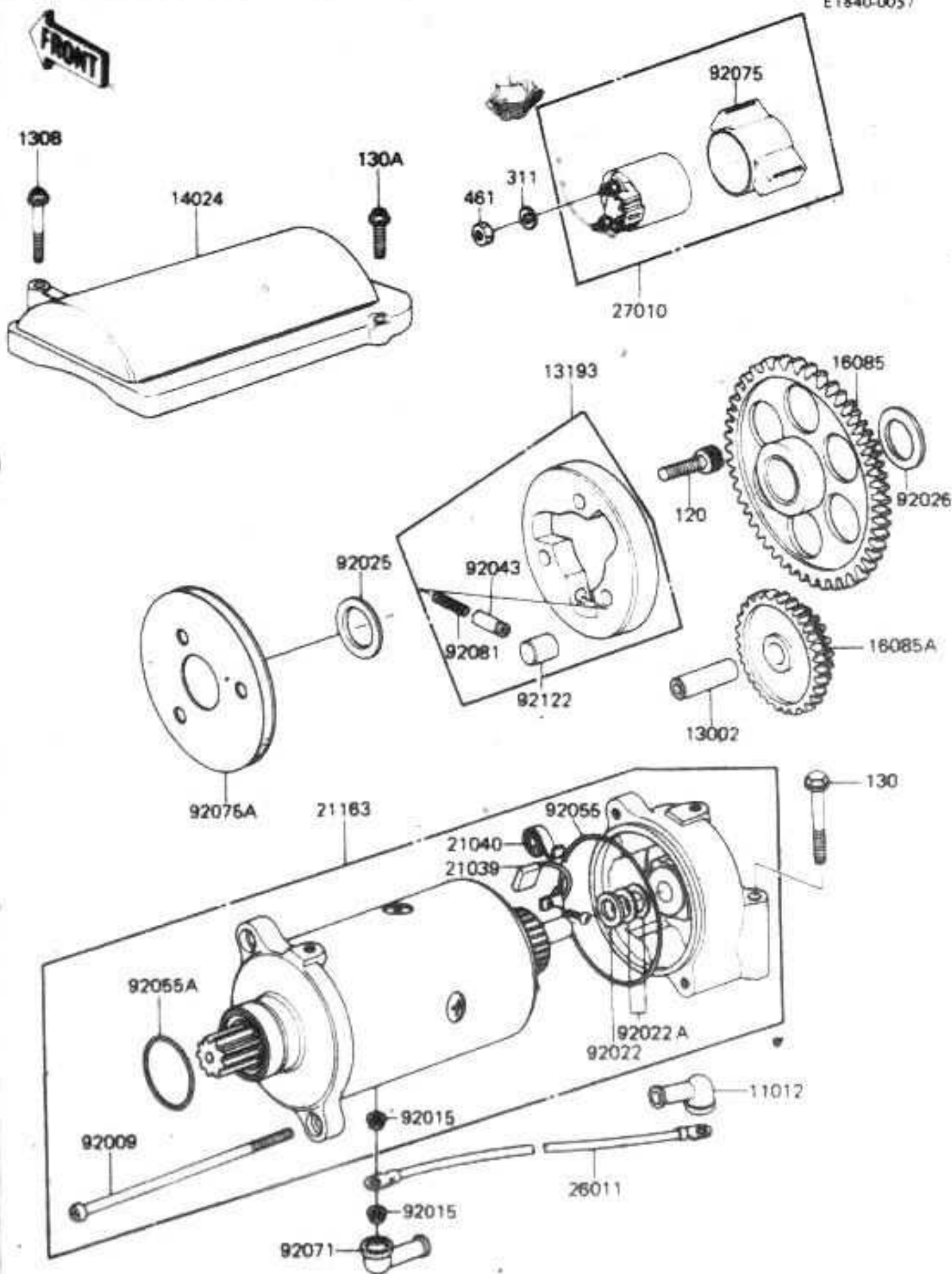
**This grid covers:
Ignition**

Kawasaki Motors Corp. U.S.A.

Ref. No.	Part No.	Description	Spec Code	Quantity- ZN1300	
				'87	'88
			A5	A6	
11012	11012-1376	CAP,IGNITION COIL	6	6	
11043	11043-1338	BRACKET-B,SENSOR	1	1	
21119	21119-1073	IGNITER	1	1	
21121	21121-1112	COIL-IGNITION	3	3	
21160	21160-1055	CAP-ASSY-PLUG,#1	1	1	
21160A	21160-1056	CAP-ASSY-PLUG,#6	1	1	
21160B	21160-1057	CAP-ASSY-PLUG,#2	1	1	
21160C	21160-1058	CAP-ASSY-PLUG,#5	1	1	
21160D	21160-1059	CAP-ASSY-PLUG,#3	1	1	
21160E	21160-1060	CAP-ASSY-PLUG,#4	1	1	
21176	21176-1006	SENSOR,VACUUM	1	1	
49091	49091-1051	WASHER-SEAL	6	6	
59026	59026-1027	COIL-PULSING	1	1	
92015	92015-1193	NUT,FLANGED,6MM	8	8	
92070	92070-1025	PLUG-SPARK,BPR6ES(NGK)	6	6	
92070A	92070-1027	PLUG-SPARK,BPR7ES(NGK)	AR	AR	
92070B		PLUG-SPARK,W20EPR-U(ND) (LOCAL PROCUREMENT ITEM)	6	6	
92070C		PLUG-SPARK,W22EPR-U(ND) (LOCAL PROCUREMENT ITEM)	AR	AR	
92093	92093-1156	SEAL	6	6	
220	220B0612	SCREW-PAN-CROS,6X12	3	3	
220A	220C0630	SCREW-PAN-CROS,6X30,BLACK	2	2	
223	223B0612	SCREW-PAN-WS-CROS	1	1	

**This catalog covers:
'87-'88 ZN1300-A5/A6 Engine**

E1840-0057



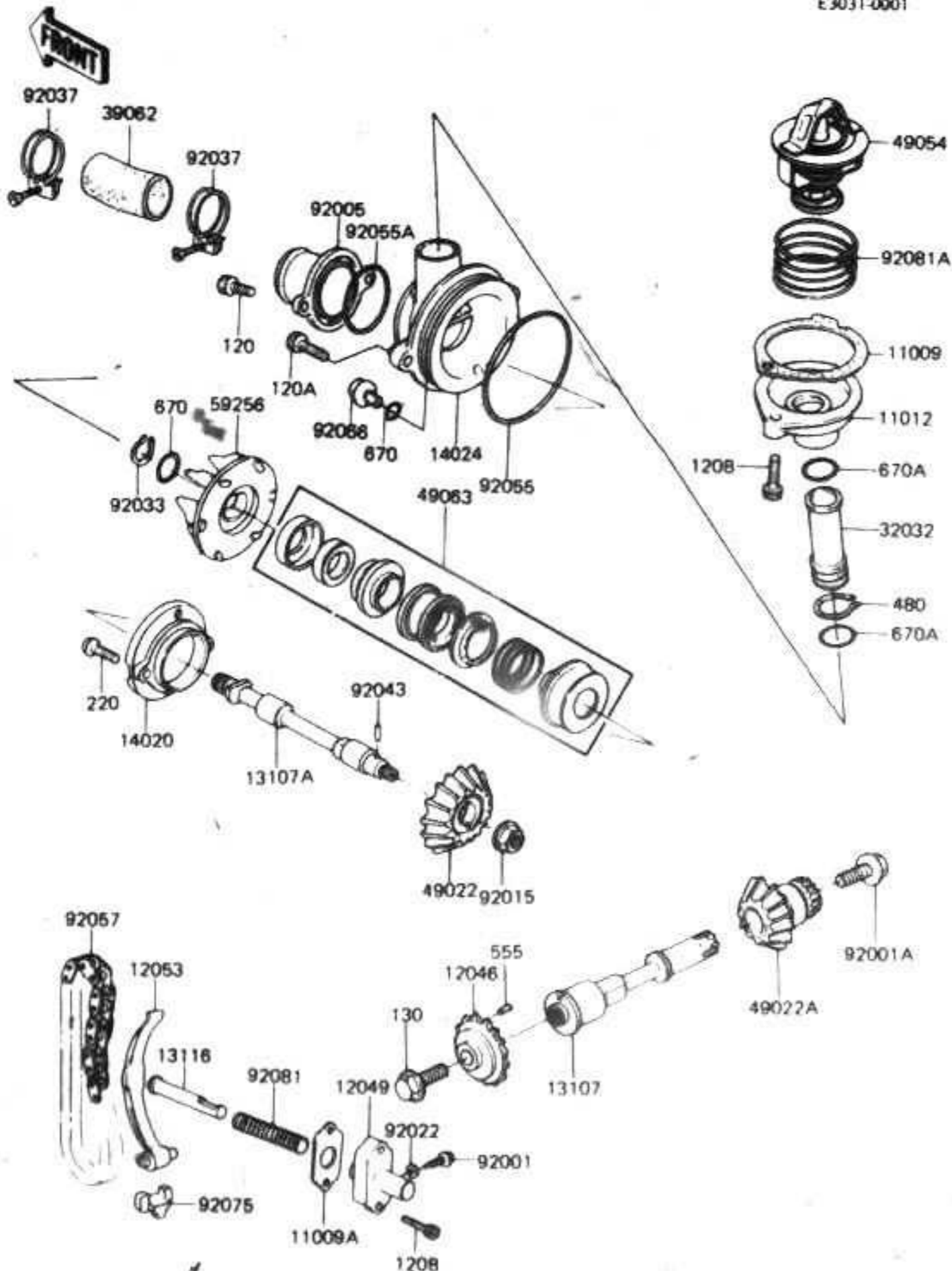
**This grid covers:
Starter Motor/Starter Clutch**

Ref. No.	Part No.	Description	Spec Code	Quantity- ZN1300			
				'87	'88		
				A5	A6		
11012	11012-1354	CAP, TERMINAL	1	1			
13002	13002-019	PIN-PISTON	1	1			
13193	13193-1012	CLUTCH-ASSY-ONEWAY	1	1			
14024	14025-1752	COVER, STARTER MOTOR	1	1			
16085	16085-1040	GEAR, STARTER CLUTCH, 66T	1	1			
16085A	16085-1041	GEAR, STARTER REDUCTION, 65T X 16T	1	1			
21039	21039-003	BRUSH, CARBON	2	2			
21040	21040-003	SPRING-BRUSH	2	2			
21163	21163-1059	STARTER-ELECTRIC	1	1			
26011	26011-1263	WIRE-LEAD, STARTER MOTOR	1	1			
27010	27010-1098	SWITCH, MAGNETIC	1	1			
92009	21015-005	SCREW, PAN HEAD, 5X110	2	2			
92015	92015-1195	NUT, FLANGED, 6MM	2	2			
92022	21025-010	WASHER, THRUST, T=1.6	1	1			
92022A	21025-011	WASHER, 9.1X18X0.2	AR	AR			
92025	92025-1019	SHIM, 25, 3X36X0.30	1	1			
92026	92026-1059	SPACER, 25, 0X34X2.3	1	1			
92043	92043-087	PIN	3	3			
92055	21027-003	RING-O, STARTER MOTOR	2	2			
92055A	21027-004	RING-O, STARTER MOTOR, 25MM	1	1			
92071	21017-017	GROMMET, STARTER TERMINAL	1	1			
92075	21064-002	DAMPER, MAGNETIC SWITCH	1	1			
92075A	92075-1390	DAMPER	1	1			
92081	92081-110	SPRING	3	3			
92122	92122-004	ROLLER, 15X13	3	3			
120	120P0825	BOLT-SOCKET, 8X25	3	3			
130	130G0655	BOLT-FLANGED, 6X55	2	2			
130A	130N0625	BOLT-FLANGED	1	1			
130B	130N0640	BOLT-FLANGED	1	1			
311	311B0600	NUT-HEX, 6MM	2	2			
461	461F0600	WASHER-SPRING, 6MM	2	2			

**This catalog covers:
'87-'88 ZN1300-A5/A6 Engine**

**This grid covers:
Water Pump (1/2)**

E3031-0001



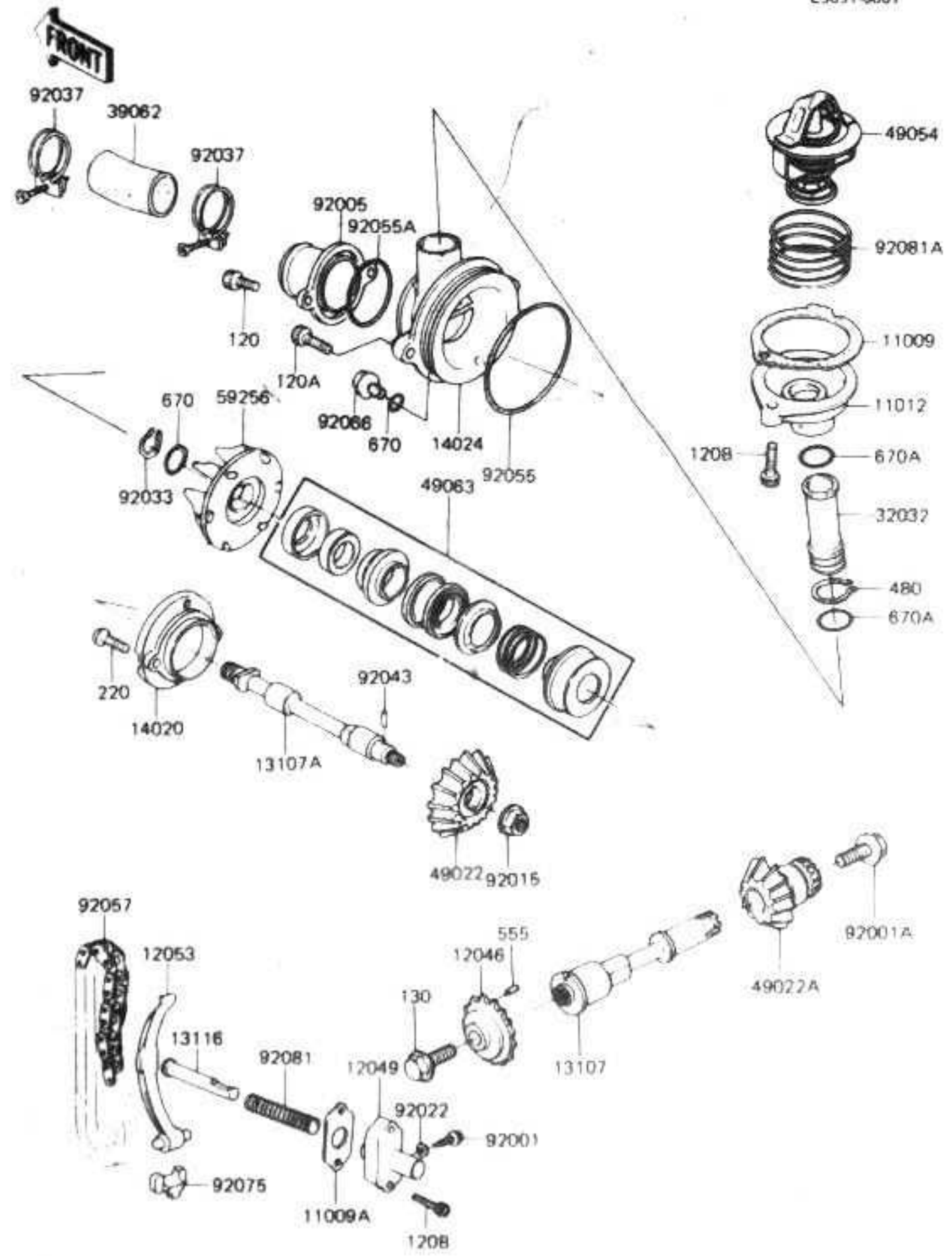
Ref. No.	Part No.	Description	Spec Code	Quantity- ZN1300			
				'87	'88	A5	A6
11009	11009-1087	GASKET, THERMOSTAT CAP	1	1			
11009A	11009-1099	GASKET, TIMING CHAIN TENSIONER	1	1			
11012	11012-1054	CAP, THERMOSTAT	1	1			
12046	12046-1015	SPROCKET, TIMING CHAIN	1	1			
12049	12049-1007	TENSIONER, TIMING CHAIN	1	1			
12053	12053-1027	GUIDE-CHAIN, TIMING	1	1			
13107	13107-1009	SHAFT, WATER PUMP DRIVE	1	1			
13107A	13107-1011	SHAFT, WATER PUMP	1	1			
13116	13116-1014	ROD-PUSH, TENSIONER	1	1			
14020	14020-1004	RETAINER, MECHANICAL SEAL	1	1			
14024	14025-1864	COVER, WATER PUMP	1	1			
32032	32032-1184	PIPE, WATER BYPASS	1	1			
39062	39062-1020	HOSE-COOLING, 31X39X85	1	1			
49022	49022-1006	GEAR-BEVEL, WATER PUMP	1	1			
49022A	49022-1015	GEAR-BEVEL, WATER PUMP	1	1			
49054	49054-1001	THERMOSTAT	1	1			
49063	49063-1001	SEAL-MECHANICAL	1	1			
59256	59256-1001	IMPELLER, WATER PUMP	1	1			
92001	92001-1155	BOLT, TENSIONER ADJUST	1	1			
92001A	92001-1371	BOLT, FLANGED, 8X17	1	1			
92005	92005-1011	FITTING, SUCTION	1	1			
92015	92015-1014	NUT, FLANGED, 8MM	1	1			
92022	92022-077	WASHER, 6.1X12X1	1	1			
92033	92033-1024	RING-SNAP, 11MM	1	1			
92037	92037-1177	CLAMP, HOSE	2	2			
92043	92042-014	PIN, DOWEL, 4X15.8	1	1			
92055	92055-1032	RING-O, 67MM	1	1			
92055A	92055-1033	RING-O, OR2037	1	1			
92057	92057-1019	CHAIN, TIMING, BF25HX72L	1	1			
92066	92066-1026	PLUG, DRAIN, 8X10	1	1			
92075	92075-1187	DAMPER, TIMING CHAIN GUIDE	1	1			
92081	92081-1102	SPRING, TENSIONER	1	1			
92081A	92081-1104	SPRING, THERMOSTAT	1	1			
120	120Z0616	BOLT-SOCKET	2	2			
120A	120Z0620	BOLT-SOCKET	2	2			
1208	120Z0625	BOLT-SOCKET	4	4			
130	130G0820	BOLT-FLANGED, 8X20	1	1			
220	220R0516	SCREW-PAN-CROS	2	2			
480	480J2000	CIRCLIP-TYPE-C, 20MM	1	1			
555	555A0408	PIN-SPRING, 4X8	1	1			

CONTINUED NEXT PAGE

**This catalog covers:
'87-'88 ZN1300-A5/A6 Engine**

**This grid covers:
Water Pump (2/2)**

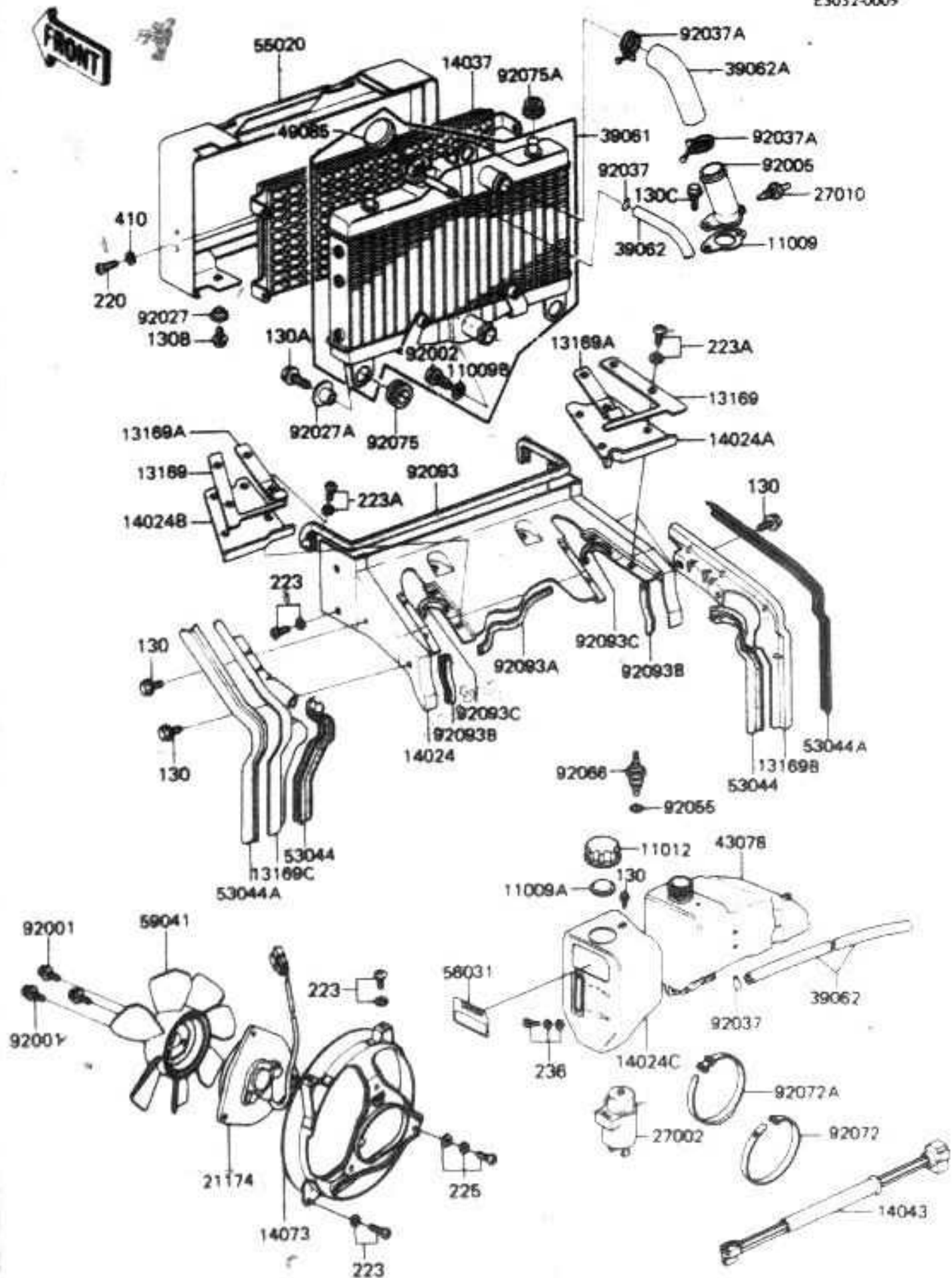
E3031-0001



Ref. No.	Part No.	Description	Spec Code	Quantity- ZN1300	
				'87	'88
				A5	A6
670	670B1508	O RING, 8MM		2	2
670A	670B2016	O RING, 16MM		2	2

This catalog covers:
 '87-'88 ZN1300-A5/A6 Engine

E3032-0009



This grid covers:
 Radiator/Fan/Coolant Tank (2/2)

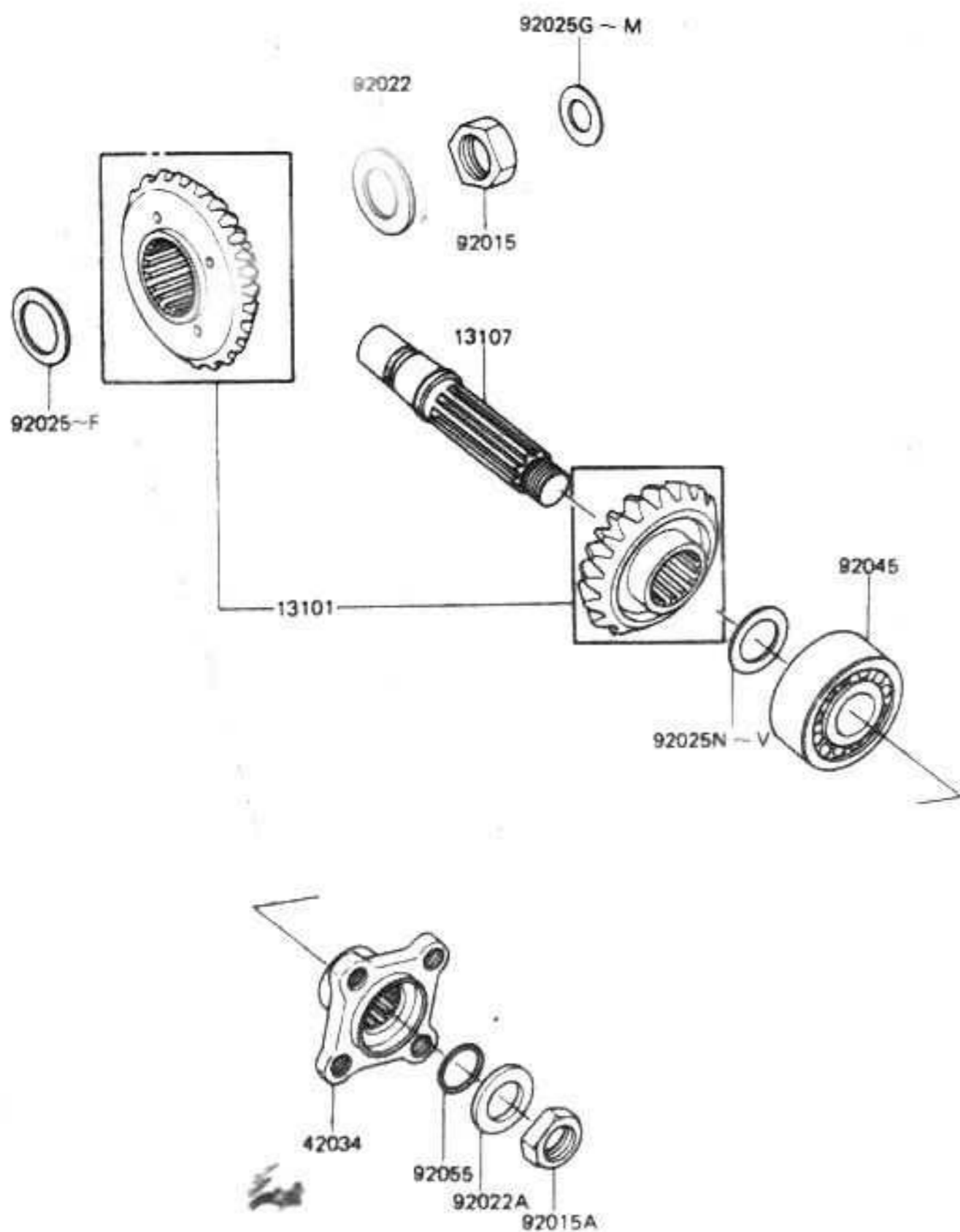
Kawasaki M62076-00001 (1/8)

Ref. No.	Part No.	Description	Spec Code	Quantity- ZN1300	
				'87 A5	'88 A6
92075A	92075-1469	DAMPER, RADIATOR GUARD		2	2
92093	92093-1089	SEAL, RADIATOR, L=940		1	1
92093A	92093-1090	SEAL, RADIATOR, L=220		1	1
92093B	92093-1091	SEAL, RADIATOR, L=55		2	2
92093C	92093-1092	SEAL, RADIATOR, L=80		2	2
130	130C0610	BOLT-FLANGED, 6X10, BLACK		5	5
130A	130C0825	BOLT-FLANGED, 8X25, BLACK		3	3
130B	130N0612	BOLT-FLANGED, 6X12		2	2
130C	130X0625	BOLT-FLANGED		2	2
220	220B0612	SCREW-PAN-CROS, 6X12		4	4
223	223B0610	SCREW-PAN-WS-CROS		6	6
223A	223C0614	SCREW-PAN-WS-CROS		8	8
225	225B0510	SCREW-PAN-WSP-CROS		3	3
236	236D0616	SCREW-PAN-WSP-CROS		1	1
410	410B0600	WASHER-PLAIN-SMALL, 6MM		4	4

This catalog covers:
 '87-'88 ZN1300-A5/A6 Engine

E3131-0007

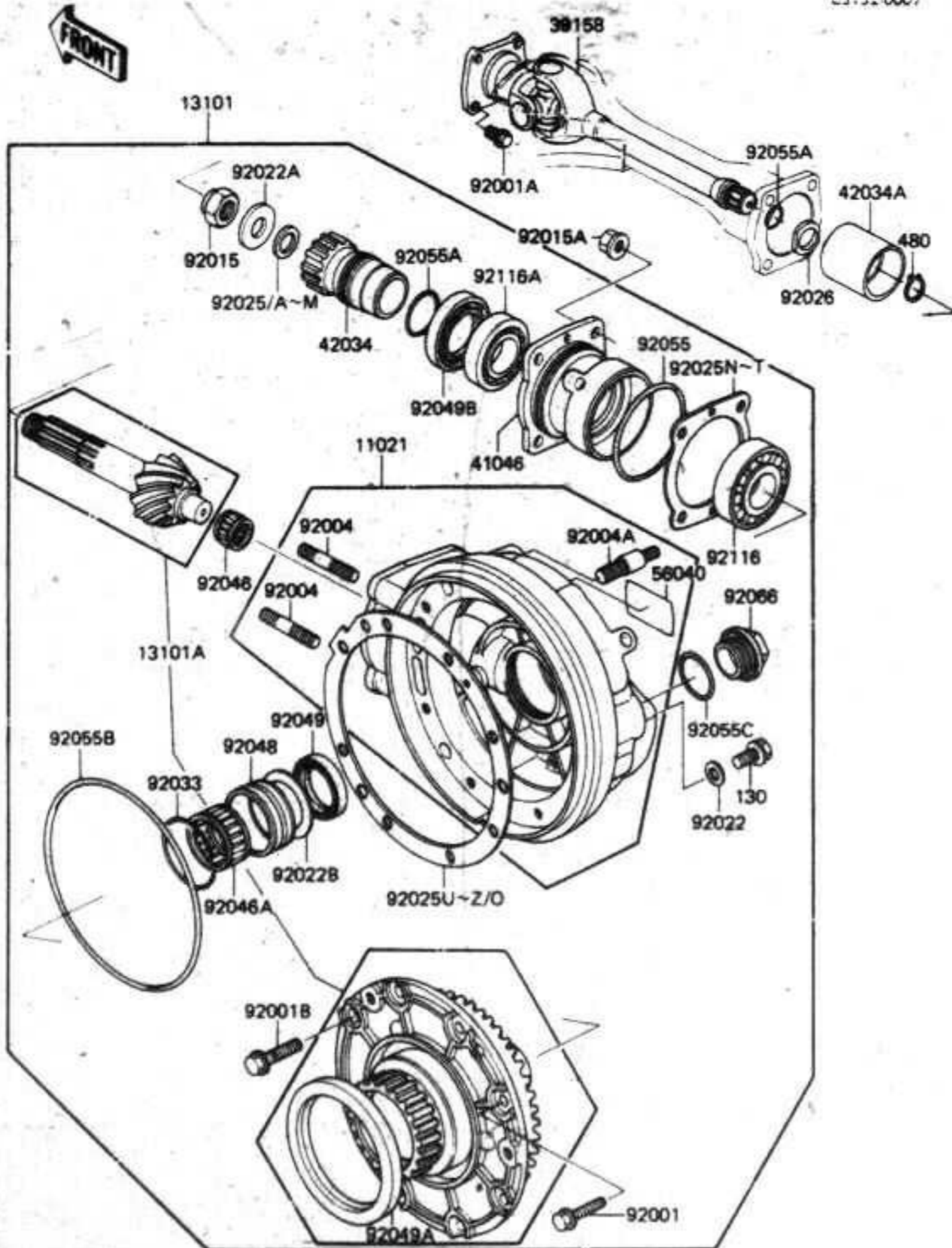
FRONT



This grid covers:
 Front Bevel Gears

Ref. No.	Part No.	Description	Spec Code	Quantity- ZN1300	
				'87	'88
				A5	A6
13101	13101-5042	GEAR-ASSY, BEVEL, FR		1	1
13107	13107-1029	SHAFT, BEVEL GEAR		1	1
42034	42034-1010	COUPLING, OUTPUT SHAFT		1	1
92015	92015-1057	NUT, 24MM		1	1
92015A	92016-028	NUT, 20MM		1	1
92022	92022-1104	WASHER, SPRING, 24MM		1	1
92022A	92022-1116	WASHER, 20, 3x36x2.3		1	1
92025	92025-1006	SHIM, 30, 3x40x0.6		AR	AR
92025A	92025-1007	SHIM, 30, 3x40x0.9		AR	AR
92025B	92025-1008	SHIM, 30, 3x40x1.20		AR	AR
92025C	92025-1009	SHIM, 30, 3x40x0.1		AR	AR
92025D	92025-1010	SHIM, 30, 3x40x0.15		AR	AR
92025E	92025-1011	SHIM, 30, 3x40x0.20		AR	AR
92025F	92025-1012	SHIM, 30, 3x40x0.30		AR	AR
92025G	92025-1020	SHIM, 15, 3x27.5x0.60		AR	AR
92025H	92025-1021	SHIM, 15, 3x27.5x0.90		AR	AR
92025I	92025-1022	SHIM, 15, 3x27.5x1.20		AR	AR
92025J	92025-1023	SHIM, 15, 3x27.5x0.10		AR	AR
92025K	92025-1024	SHIM, 15, 3x27.5x0.15		AR	AR
92025L	92025-1025	SHIM, 15, 3x27.5x0.20		AR	AR
92025M	92025-1026	SHIM, 15, 3x27.5x0.30		AR	AR
92025N	92025-1688	SHIM, 25, 3x36x0.15		AR	AR
92025O	92025-1689	SHIM, 25, 3x36x0.50		AR	AR
92025P	92025-1690	SHIM, 25, 3x36x0.60		AR	AR
92025Q	92025-1691	SHIM, 25, 3x36x0.70		AR	AR
92025R	92025-1692	SHIM, 25, 3x36x0.80		AR	AR
92025S	92025-1693	SHIM, 25, 3x36x0.90		AR	AR
92025T	92025-1694	SHIM, 25, 3x36x1.00		AR	AR
92025U	92025-1695	SHIM, 25, 3x36x1.10		AR	AR
92025V	92025-1696	SHIM, 25, 3x36x1.20		AR	AR
92045	92045-1147	BEARING-BALL, 5305SH2C02		1	1
92055	92055-1029	RING-O, 20.5MM		1	1

C3132-0007

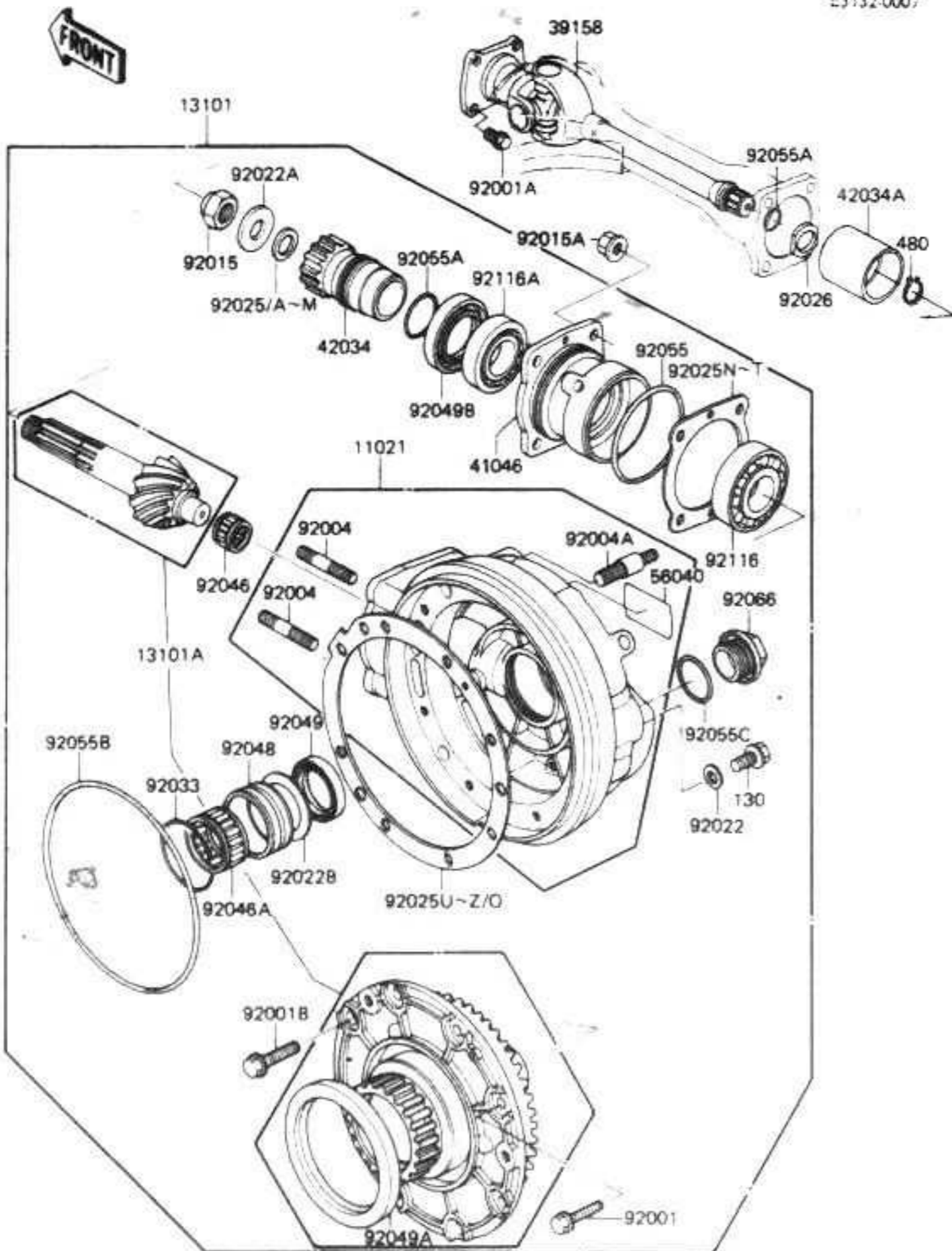


Ref. No.	Part No.	Description	Spec Code	Quantity- ZN1300			
				'87	'88		
				A5	A6		
11021	11021-1019-F6	CASE-ASSY, FINAL GEAR, NO.2 GOLD	1	1			
13101	13101-1033-F6	GEAR-ASSY, FINAL NO.2 GOLD	1	1			
13101A	13101-5041	GEAR-ASSY, BEVEL, RR	1	1			
39158	39158-1008	SHAFT-ASSY-DRIVE	1	1			
41046	41046-1020	HOUSING-BEARING, FINAL	1	1			
42034	42034-1023	COUPLING, PROPELLER SHAFT, INNER	1	1			
42034A	42034-1037	COUPLING, PROPELLER SHAFT, OUTER	1	1			
56040	56040-1047	LABEL-WARNING, OIL	1	1			
92001	92001-1095	BOLT, FLANGED, 8X28	7	7			
92001A	92001-1139	BOLT, FLANGED, 12X15	4	4			
92001B	92001-1778	BOLT, FLANGED, 10X23	1	1			
92004	92004-1021	STUD, 10X31.5	4	4			
92004A	92004-1047	STUD, RR SHOCKABSORBER	1	1			
92015	92015-1059	NUT, 16MM	1	1			
92015A	92015-1415	NUT, FLANGED, 10MM	4	4			
92022	92022-1086	WASHER, 8.2X16X1	1	1			
92022A	92022-1105	WASHER, 16X32X3.2	1	1			
92022B	92022-1294	WASHER, 39X49.5X1	1	1			
92025	92025-1214	SHIM, T=1.30	AR	AR			
92025A	92025-1215	SHIM, T=1.32	AR	AR			
92025B	92025-1216	SHIM, T=1.34	AR	AR			
92025C	92025-1217	SHIM, T=1.36	AR	AR			
92025D	92025-1218	SHIM, T=1.38	AR	AR			
92025E	92025-1219	SHIM, T=0.10	AR	AR			
92025F	92025-1220	SHIM, T=0.20	AR	AR			
92025G	92025-1221	SHIM, T=0.30	AR	AR			
92025H	92025-1222	SHIM, T=0.50	AR	AR			
92025I	92025-1223	SHIM, T=0.60	AR	AR			
92025J	92025-1224	SHIM, T=0.70	AR	AR			
92025K	92025-1225	SHIM, T=0.80	AR	AR			
92025L	92025-1226	SHIM, T=0.90	AR	AR			
92025M	92025-1227	SHIM, T=1.00	AR	AR			
92025N	92025-1388	SHIM, T=0.10	AR	AR			
92025O	92025-1389	SHIM, T=0.15	AR	AR			
92025P	92025-1390	SHIM, T=0.20	AR	AR			
92025Q	92025-1391	SHIM, T=0.30	AR	AR			
92025R	92025-1392	SHIM, T=0.60	AR	AR			
92025S	92025-1393	SHIM, T=0.90	AR	AR			
92025T	92025-1394	SHIM, T=1.20	AR	AR			
92025U	92025-1625	SHIM, T=0.10	AR	AR			

CONTINUED NEXT PAGE

This catalog covers:
 '87-'88 ZN1300-A5/A6 Engine

E3132-0007



This grid covers:
 Drive Shaft/Final Gears (2/2)

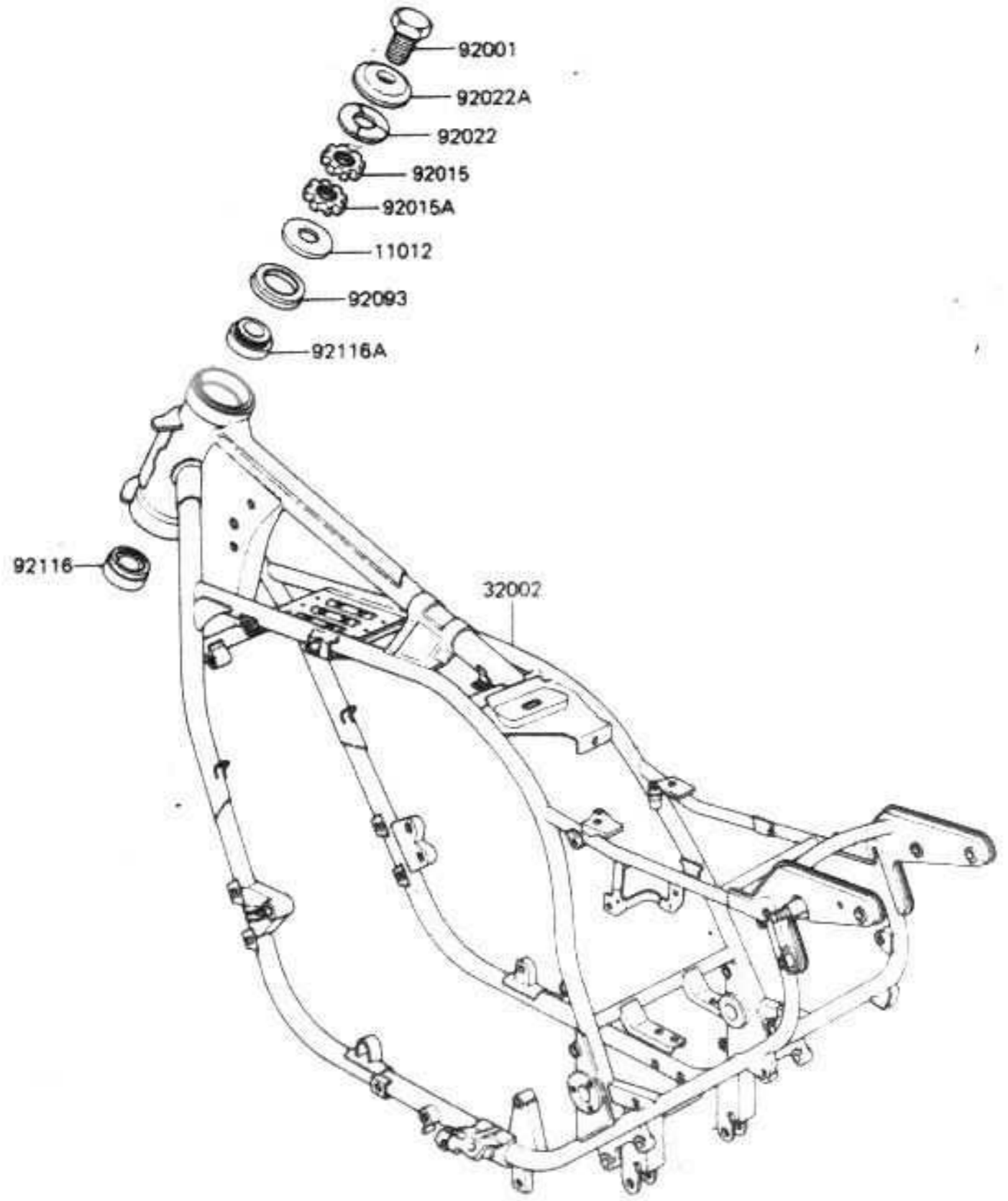
Kawasaki Motors Corp. U.S.A.

Ref. No.	Part No.	Description	Spec Code	Quantity- ZN1300			
				'87	'88		
				A5	A6		
92025V	92025-1626	SHIM, T=0.15	AR	AR			
92025W	92025-1627	SHIM, T=0.20	AR	AR			
92025X	92025-1628	SHIM, T=0.30	AR	AR			
92025Y	92025-1629	SHIM, T=0.60	AR	AR			
92025Z	92025-1630	SHIM, T=0.90	AR	AR			
920250	92025-1631	SHIM, T=1.20	AR	AR			
92026	92026-1085	SPACER, PROPELLER SHAFT	1	1			
92033	92033-1074	RING-SNAP, 52MM	1	1			
92046	92046-1056	BEARING-NEEDLE, K18X25X17	1	1			
92046A	92046-1057	BEARING-NEEDLE, KTV384620E01 C3	1	1			
92048	92048-1019	RACE, ORT465021E01	1	1			
92049	92049-1025	SEAL-OIL, S-35477HS	1	1			
92049A	92049-1026	SEAL-OIL, S-901159HS	1	1			
92049B	92049-1082	SEAL-OIL, SC32558	1	1			
92055	92055-1032	RING-O, 67MM	1	1			
92055A	92055-1037	RING-O, ID=32.7	2	2			
92055B	92055-1165	RING-O, 154MM	1	1			
92055C	92055-1281	RING-O, 35.8MM	1	1			
92066	92066-1006-F6	PLUG, 36MM, NO.2 GOLD	1	1			
92116	92116-1002	BEARING-ROLLER, 4T30305C	1	1			
92116A	92116-1003	BEARING-ROLLER, 4T30205	1	1			
130	130B0812	BOLT-FLANGED, 8X12	1	1			
480	480J2600	CIRCLIP-TYPE-C, 26MM	1	1			

**This catalog covers:
'87-'88 ZN1300-A5/A6 Chassis**

**This grid covers:
Frame**

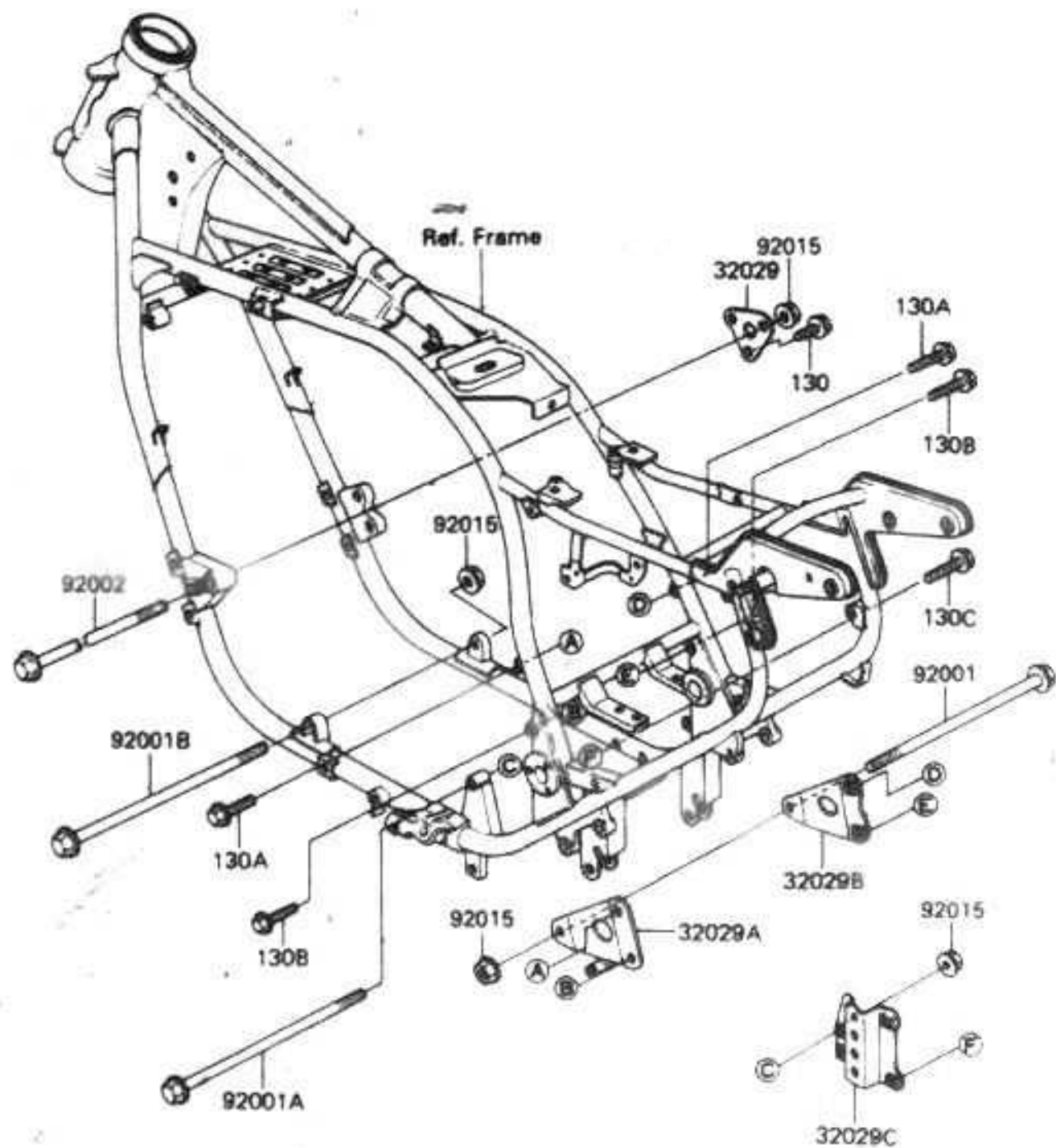
F2120-0227



Ref. No.	Part No.	Description	Spec Code	Quantity- ZN1300			
				'87	'88		
				A5	A6		
11012	11012-1206	CAP, STEERING	1	1			
32002	32002-1585	FRAME-COMP	1	1			
92001	92007-031	BOLT, 16X25.5	1	1			
92015	92015-1417	NUT, 28MM, T=6	1	1			
92015A	92015-1418	NUT, 28MM, T=8.5	1	1			
92022	46100-003	WASHER, WAVE	1	1			
92022A	92022-230	WASHER, 16X41X4	1	1			
92093	92093-1070	SEAL, STEERING	1	1			
92116	92116-1008	BEARING-ROLLER, L&R, 32006JR R5	1	1			
92116A	92116-1009	BEARING-ROLLER, HR320/28XJ	1	1			

This catalog covers:
 '87-'88 ZN1300-A5/A6 Chassis

F2131-0165



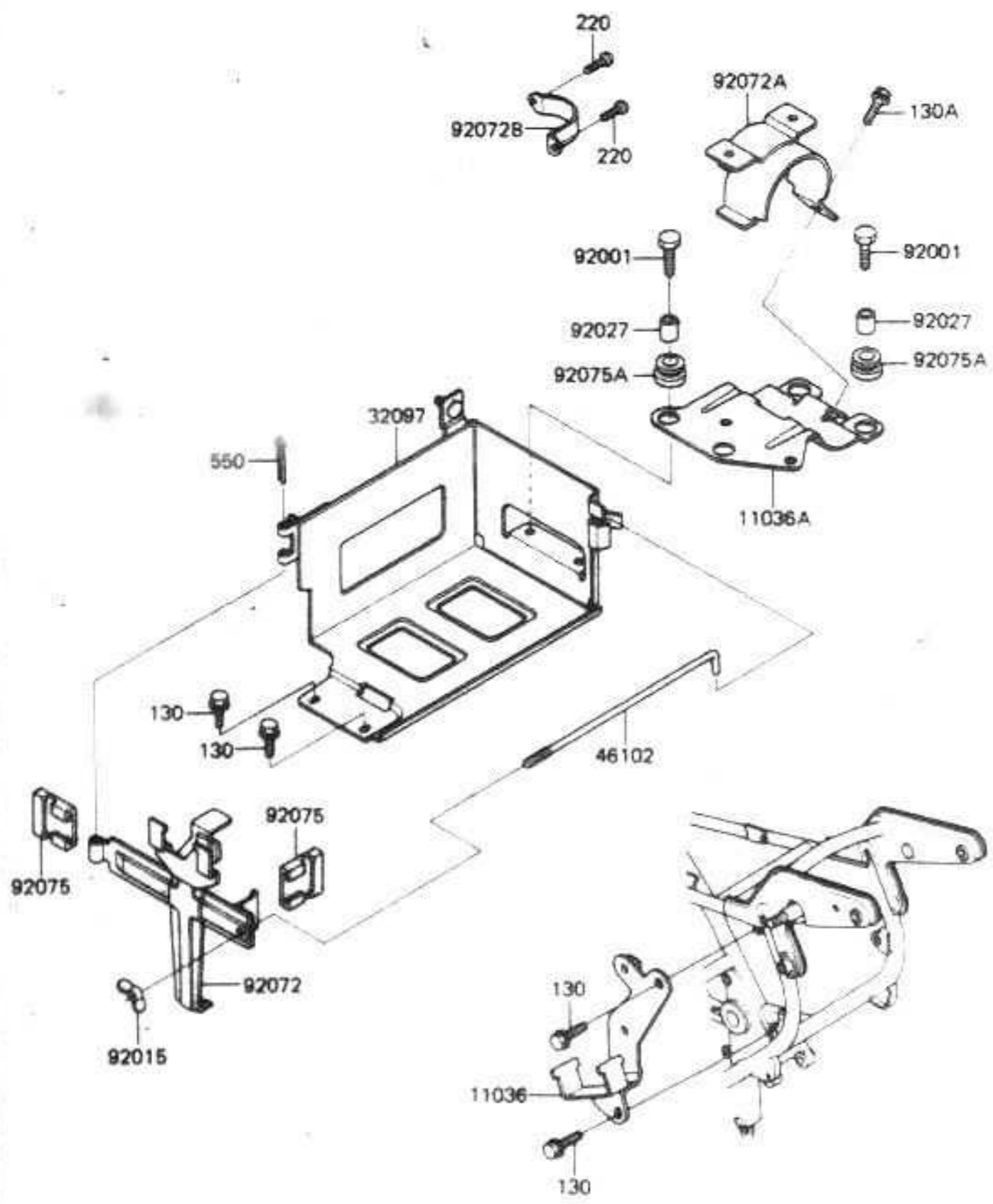
This grid covers:
 Frame Fittings

Kawasaki Motors Corp. U.S.A.

Ref. No.	Part No.	Description	Spec Code	Quantity- ZN1300			
				'87	'88		
				A5	A6		
32029	32029-1061	BRACKET-ENGINE,FR,RH,UPP	1	1			
32029A	32029-1260	BRACKET-ENGINE,RR,UPP,LH	1	1			
32029B	32029-1261	BRACKET-ENGINE,RR,UPP,RH	1	1			
32029C	32029-1262	BRACKET-ENGINE,RR,LWR,RH	1	1			
92001	92001-1988	BOLT,FLANGED,10X270	1	1			
92001A	92001-1992	BOLT,FLANGED,10X305	1	1			
92001B	92001-1993	BOLT,FLANGED,10X315	1	1			
92002	92002-1406	BOLT,FLANGED,10X380	1	1			
92015	92015-1180	NUT,FLANGED,10MM	4	4			
130	130J0820	BOLT-FLANGED,8X20	2	2			
130A	130J0835	BOLT-FLANGED,8X35,BLACK	2	2			
130B	130J0840	BOLT-FLANGED,8X40	2	2			
130C	130J0855	BOLT-FLANGED,8X55	2	2			

**This catalog covers:
'87-'88 ZN1300-A5/A6 Chassis**

F2132-0112



**This grid covers:
Battery Case**

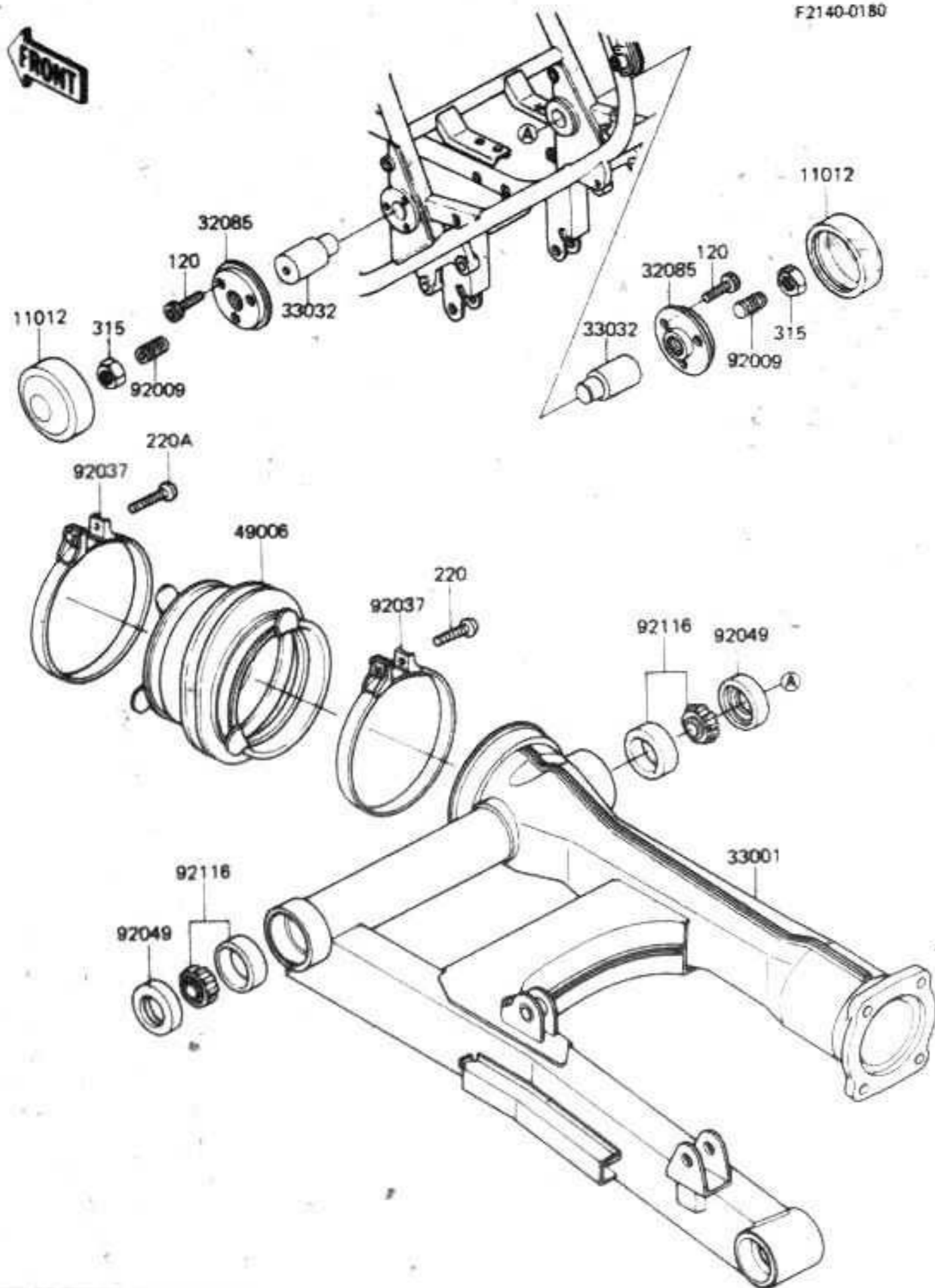
Ref. No.	Part No.	Description	Spec Code	Quantity- ZN1300		
				'87	'88	
				A5	A6	
11036	11036-1973	BRACKET-A, REGULATOR	1	1		
11036A	11036-1974	BRACKET-A, FUEL PUMP	1	1		
32097	32097-1066	CASE-BATTERY	1	1		
46102	46102-1065	ROD	1	1		
92001	92001-1773	BOLT, 6X20	4	4		
92015	92016-062	NUT, 6MM	1	1		
92027	92027-120	COLLAR, 6.8X10X10.5	4	4		
92072	92072-1098	BAND, BATTERY	1	1		
92072A	92072-1099	BAND, FUEL PUMP	1	1		
92072B	92072-1100	BAND, FILTER	1	1		
92075	92075-1476	DAMPER, BATTERY BAND	2	2		
92075A	92075-277	DAMPER	4	4		
130	130C0610	BOLT-FLANGED, 6X10, BLACK	4	4		
130A	130C0612	BOLT-FLANGED, 6X12	1	1		
220	220B0410	SCREW-PAN-CROS	2	2		
550	55064035	PIN-COTTER, 4.0X35	1	1		

This catalog covers:
 '87-'88 ZN1300-A5/A6 Chassis

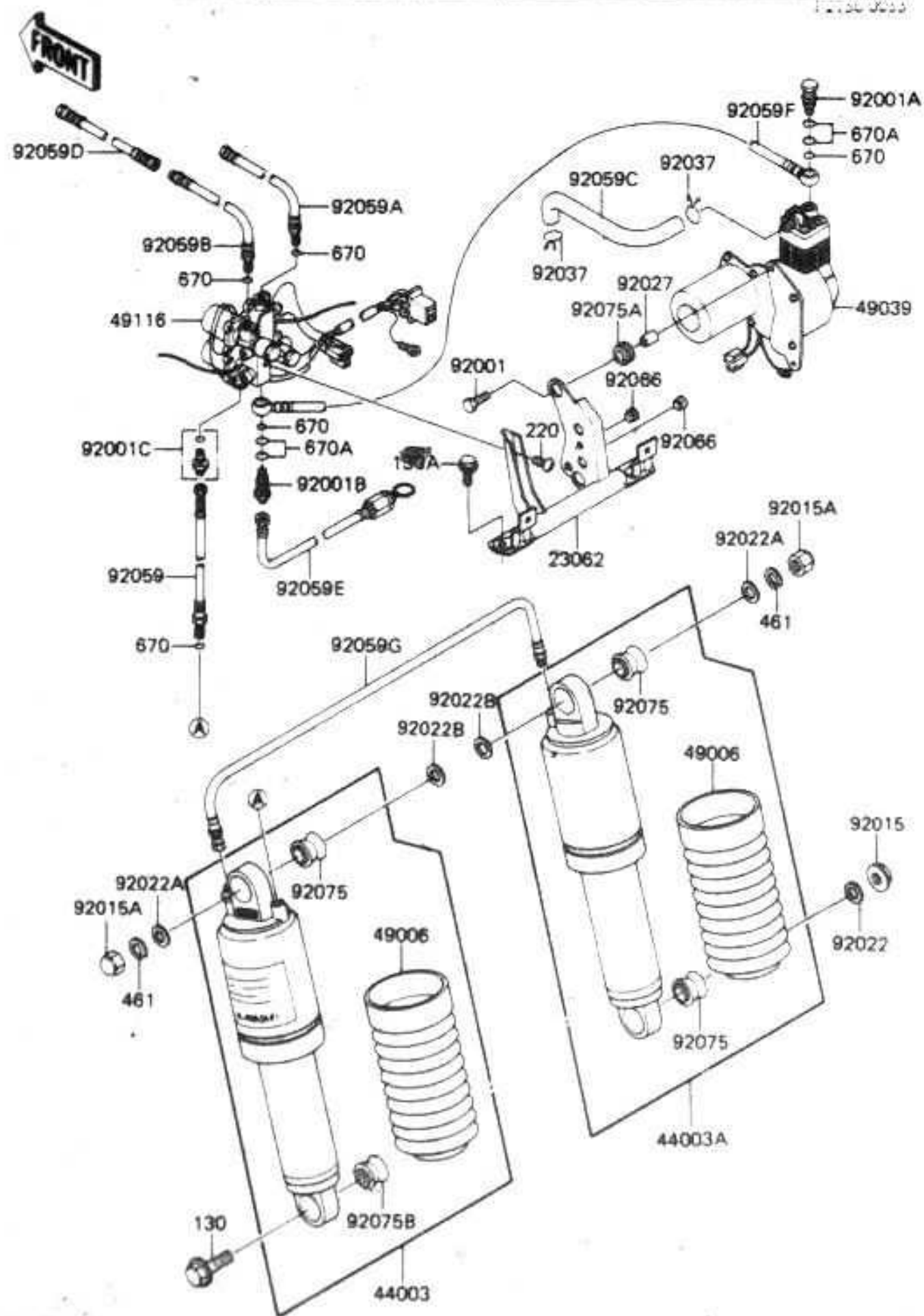
Kawasaki Motors Corp. U.S.A.

This grid covers:
 Swing Arm

F2140-0180

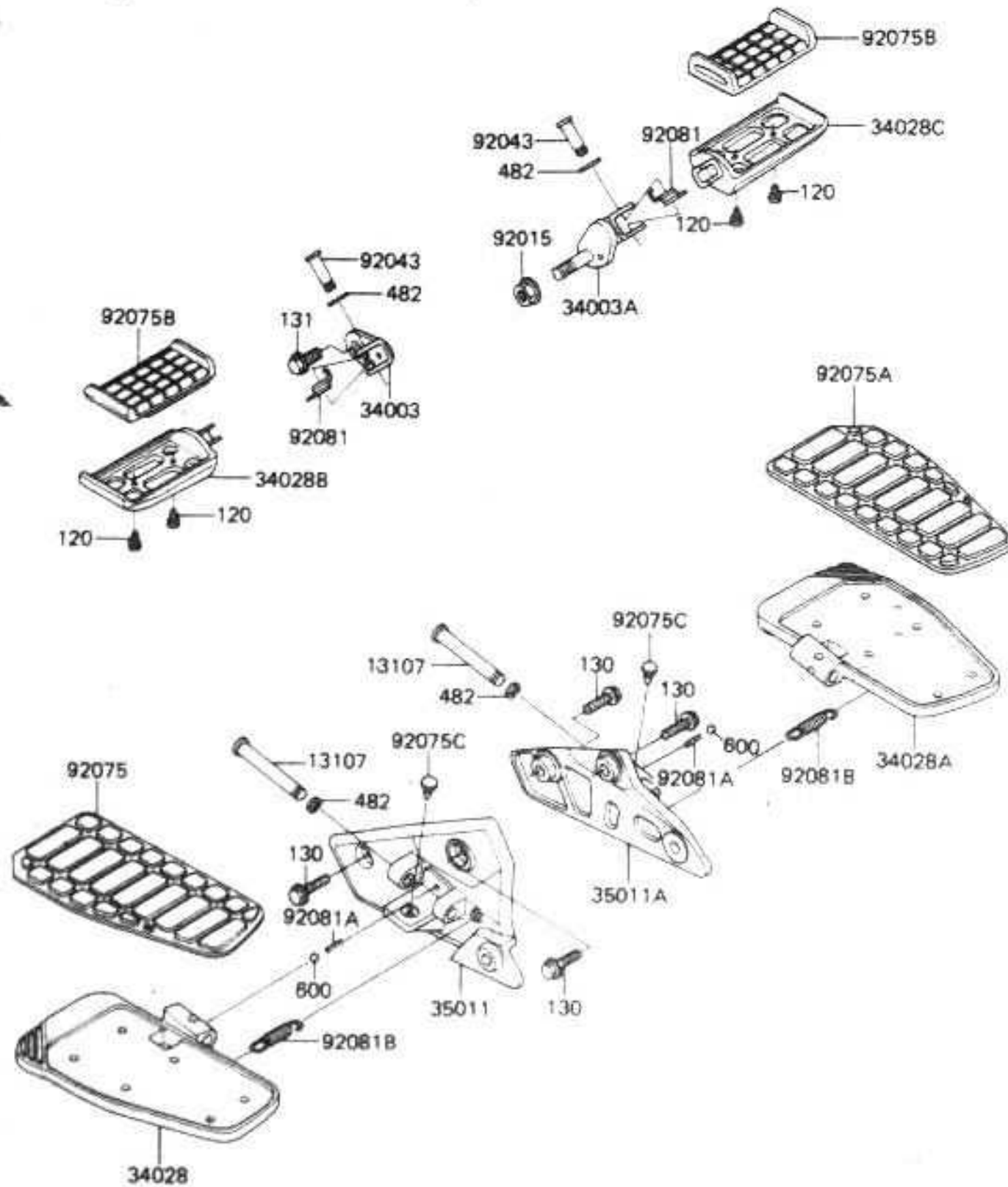


Ref. No.	Part No.	Description	Spec Code	Quantity- ZN1300	
				'87	'88
				A5	A6
11012	11012-1282	CAP, SWING ARM		2	2
32085	32085-1116	STOPPER, SWING ARM		2	2
33001	33001-1162	ARM-COMP-SWING		1	1
33032	33032-1036	SHAFT-SWING ARM		2	2
49006	49006-1020	BOOT, SWING ARM		1	1
92009	92009-1087	SCREW, SET, 14X22		2	2
92037	92037-1097	CLAMP, SWING ARM BOOT		2	2
92049	92049-1030	SEAL-OIL, 26406		2	2
92116	92116-1001	BEARING-ROLLER, 4T30203E1		2	2
120	120S0820	BOLT-SOCKET, 8X20		6	6
220	220B0420	SCREW-PAN-CROS		1	1
220A	220B0430	SCREW-PAN-CROS		1	1
315	315B1400	NUT-HEX-FINE, 14MM		2	2



Ref. No.	Part No.	Description	Spec Code	Quantity- ZN1300				
				'87 '88				
				A5	A6			
23062	23062-1055	BRACKET-COMP,AIR PUMP			1	1		
44003	44003-1473	DAMPER-ASSY,LH			1	1		
44003A	44003-1474	DAMPER-ASSY,RH			1	1		
49006	49006-1158	BOOT,SHOCKABSORBER			2	2		
49039	49039-1051	PUMP-AIR			1	1		
49116	49116-1053	VALVE-ASSY,AIR PUMP			1	1		
92001	92001-1826	BOLT,6X20			2	2		
92001A	92001-1876	BOLT,AIR PUMP			1	1		
92001B	92001-1877	BOLT,VALVE			1	1		
92001C	92001-1878	BOLT,NIPPLE			1	1		
92015	92015-1415	NUT,FLANGED,10MM			1	1		
92015A	92020-014	NUT,CAP,12MM			2	2		
92022	92022-1193	WASHER,10,5X30X2.3			1	1		
92022A	92022-1562	WASHER,12,4X28X2.3			4	4		
92022B	92022-1577	WASHER,15X26X2.3			2	2		
92027	92027-129	COLLAR,6.8X10X8.5			2	2		
92037	92037-1468	CLAMP			2	2		
92059	92059-1286	TUBE,AIR,RR,L=579.8			1	1		
92059A	92059-1287	TUBE,AIR,FR,L=1050			1	1		
92059B	92059-1288	TUBE,AIR GAUGE,L=1500			1	1		
92059C	92059-1373	TUBE			1	1		
92059D	92059-1374	TUBE			1	1		
92059E	92059-1384	TUBE			1	1		
92059F	92059-1385	TUBE,L=200			1	1		
92059G	92059-1386	TUBE,SHOCKABSORBER			1	1		
92066	92074-028	PLUG,7X2			2	2		
92075	92075-1141	DAMPER,SHOCKABSORBER			3	3		
92075A	92075-1409	DAMPER			2	2		
92075B	92075-1586	DAMPER,SHOCKABSORBER			1	1		
130	130B1035	BOLT-FLANGED,10X35			1	1		
130A	130J0660	BOLT-FLANGED,6X60			2	2		
220	220C0610	SCREW-PAN-CROS,6X10,BLACK			1	1		
461	461F1200	WASHER-SPRING,12MM			2	2		
670	670B1506	O RING,6MM			5	5		
670A	670B1508	O RING,8MM			4	4		

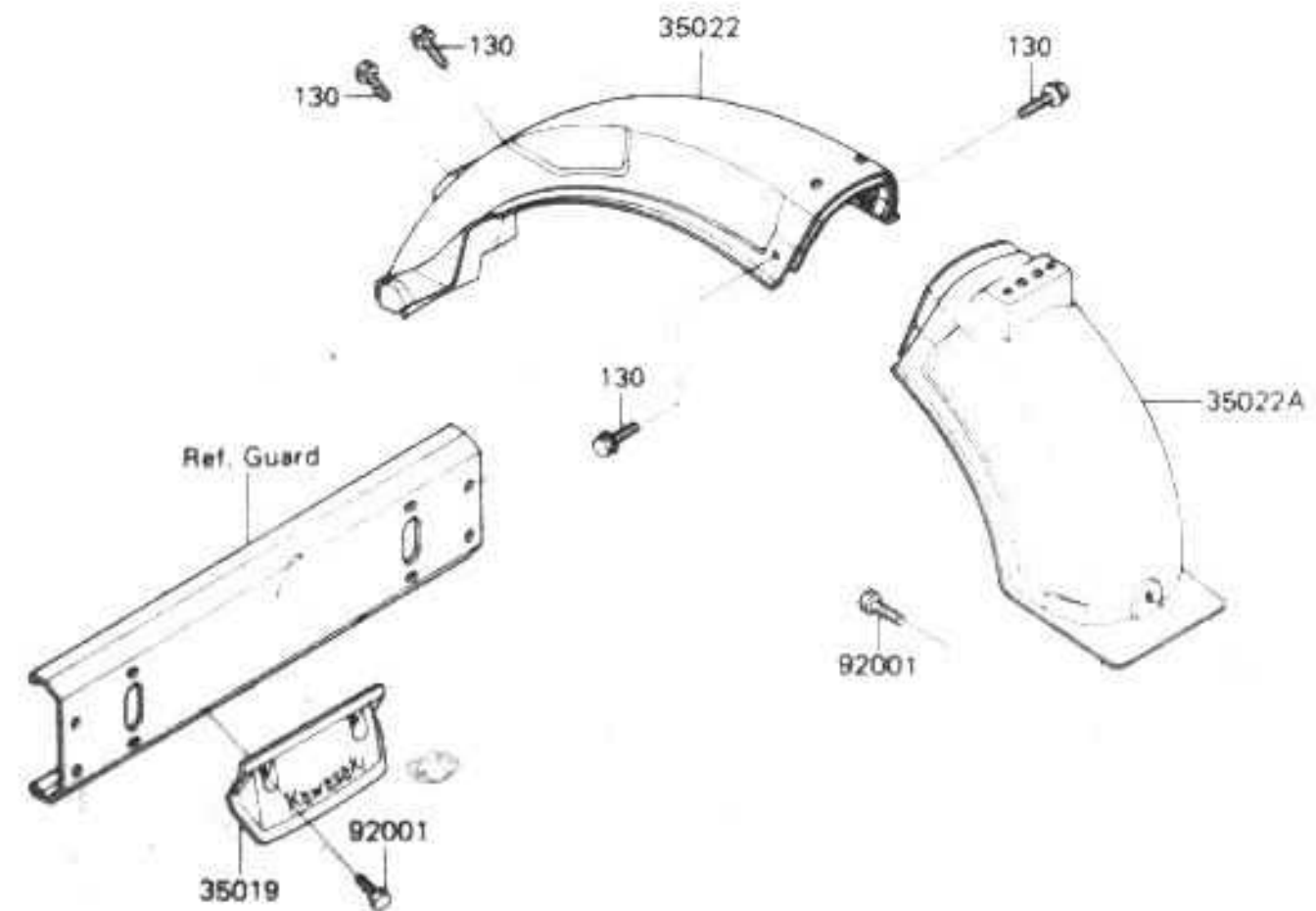
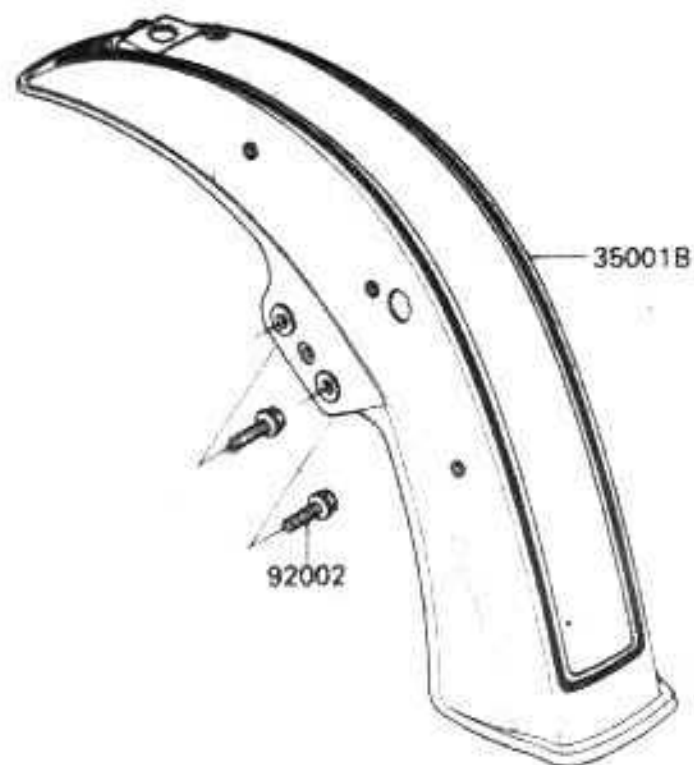
F2160-0104



Ref. No.	Part No.	Description	Spec Code	Quantity- ZN1300	
				'87	'88
			A5	A6	
13107	13107-1043	SHAFT, REAR STEP			2 2
34003	34003-1159	HOLDER-STEP, FR, LH			1 1
34003A	34003-1160	HOLDER-STEP, FR, RH			1 1
34028	34028-1066	STEP, RR, LH			1 1
34028A	34028-1067	STEP, RR, RH			1 1
34028B	34028-1101	STEP, LH			1 1
34028C	34028-1102	STEP, RH			1 1
35011	35011-1177	STAY, STEP & MUFFLER, LH			1 1
35011A	35011-1178	STAY, STEP & MUFFLER, RH			1 1
92015	92015-1249	NUT, FLANGED, 12MM, BLACK			1 1
92043	92043-1144	PIN, 12X37			2 2
92075	92075-1472	DAMPER, REAR STEP, LH			1 1
92075A	92075-1473	DAMPER, REAR STEP, RH			1 1
92075B	92075-1559	DAMPER, STEP			2 2
92075C	92075-225	DAMPER			2 2
92081	92081-1587	SPRING, STEP RETURN			2 2
92081A	92081-1588	SPRING, COIL, STEP, RR			2 2
92081B	92081-1590	SPRING, STEP RETURN			2 2
120	120P0510	BOLT-SOCKET			4 4
130	130J1030	BOLT-FLANGED, 10X30			4 4
131	131J1220	BOLT-FLANGED, 12X20			1 1
482	482L0100	CIRCLIP-TYPE-E, 10MM			4 4
600	600A0800	BALL-STEEL, 1/4"			2 2

**This catalog covers:
'87-'88 ZN1300-A5/A6 Chassis**

F2170-0229



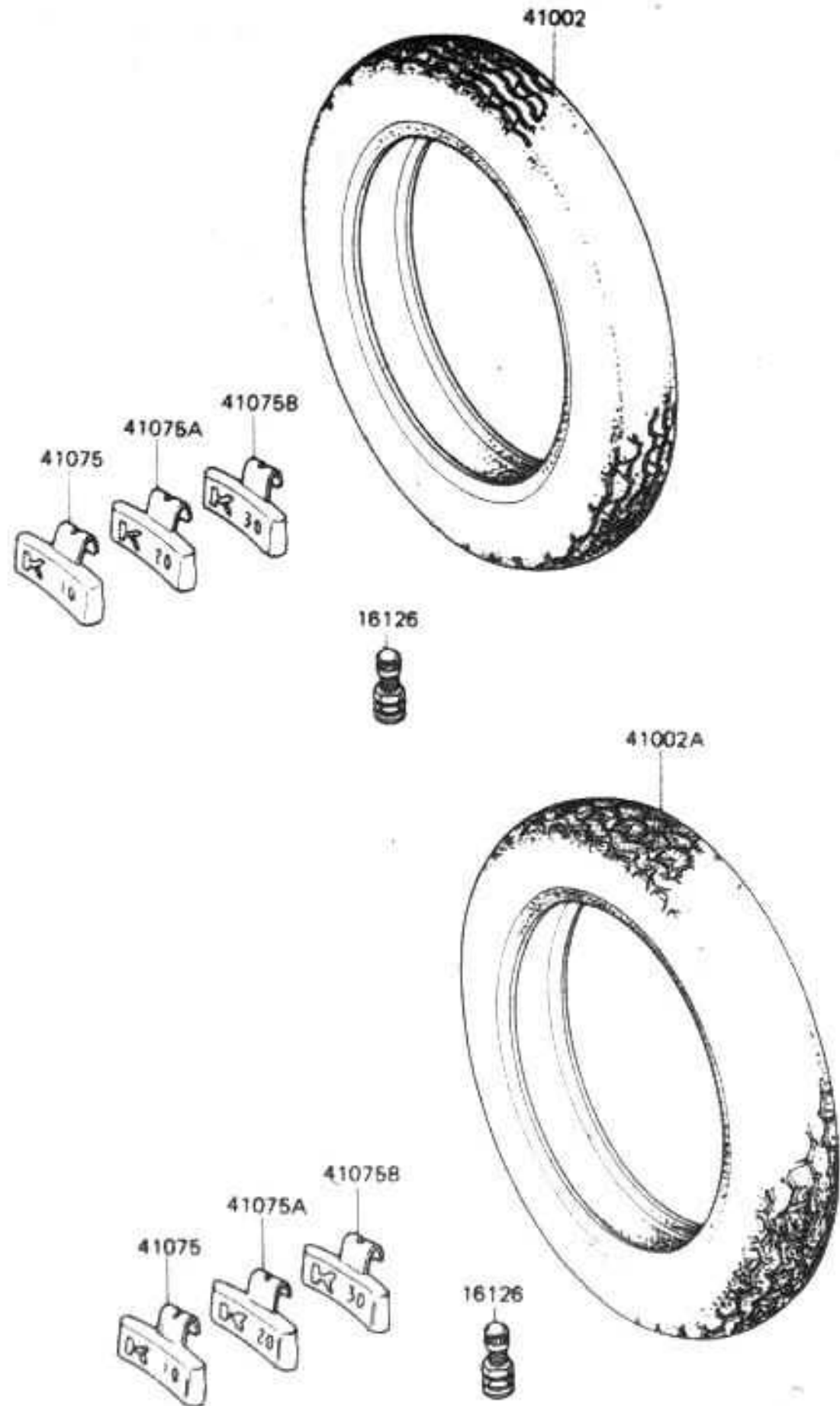
**This grid covers:
Fenders**

Ref. No.	Part No.	Description	Spec Code	Quantity - ZN1300			
				'87	'88		
				A5	A6		
35001				1	1		
35001A				1	1		
35001B	35001-5036-T1	FENDER-ASSY-FRONT, RED/GRAYSTON		1	1		
35019	35019-1108	FLAP, REAR GUARD		1	1		
35022	35022-1116	FENDER-COMP-REAR		1	1		
35022A	35022-1117-6Z	FENDER-COMP-REAR, RR, BLACK		1	1		
92001	92001-1825	BOLT		3	3		
92002	92002-1200	BOLT, FLANGED, 8x16		4	4		
130	13000614	BOLT-FLANGED, 6x14		4	4		

This catalog covers:
 '87-'88 ZN1300-A5/A6 Chassis

This grid covers:
Tires

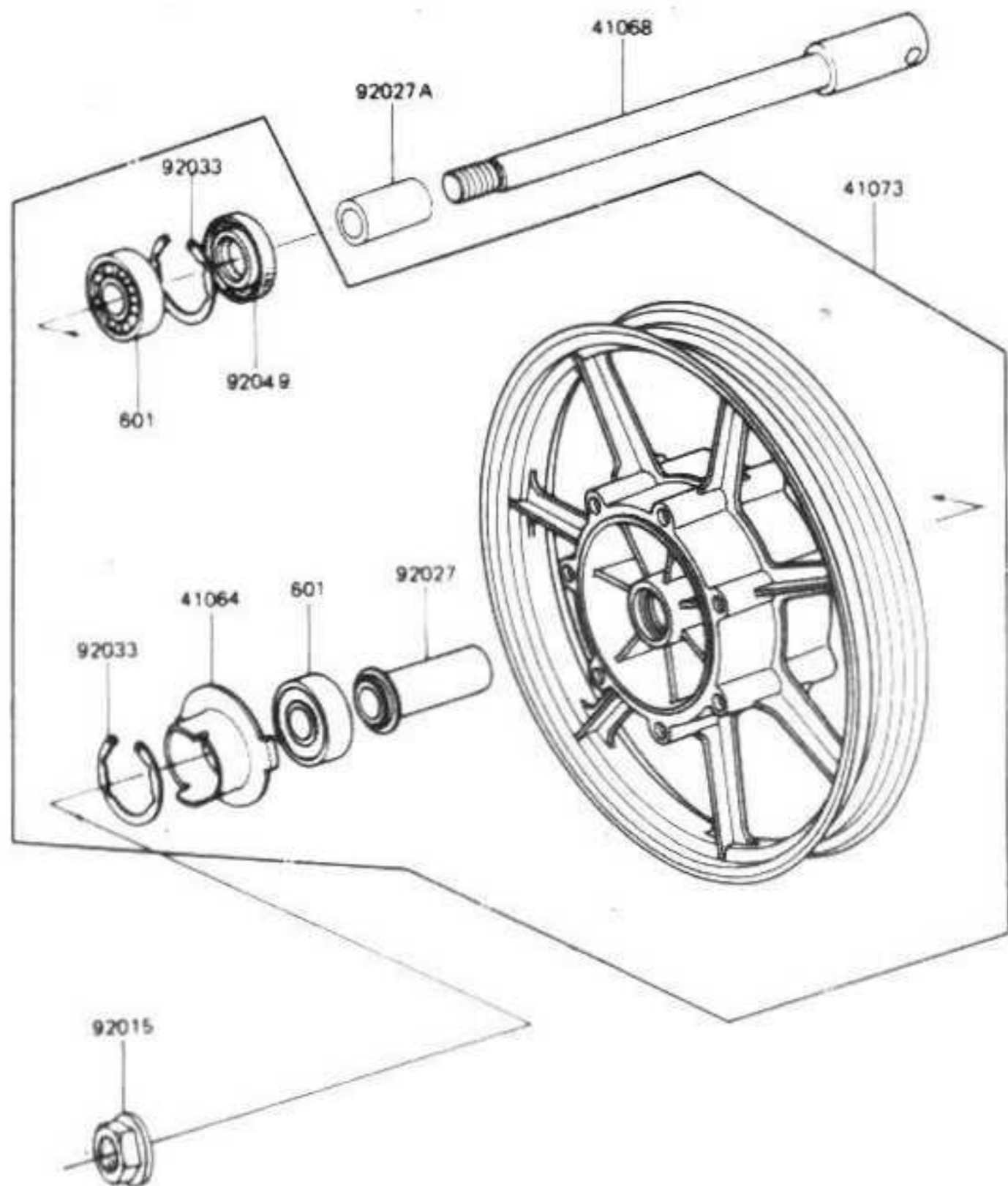
F2210-0066



Ref. No.	Part No.	Description	Spec Code	Quantity- ZN1300			
				'87	'88		
				A5	A6		
16126	16126-1136	VALVE,TIRE		2	2		
41002	41002-1344	TIRE,FR,MR90-18 F11 (D)		1	1		
41002A	41002-1345	TIRE,RR,MU90-16 K427M(D)		1	1		
41075	41075-1011	BALANCER-WHEEL,10G		AR	AR		
41075A	41075-1012	BALANCER-WHEEL,20G		AR	AR		
41075B	41075-1013	BALANCER-WHEEL,30G		AR	AR		

This catalog covers:
 '87-'88 ZN1300-A5/A6 Chassis

F2230-0104



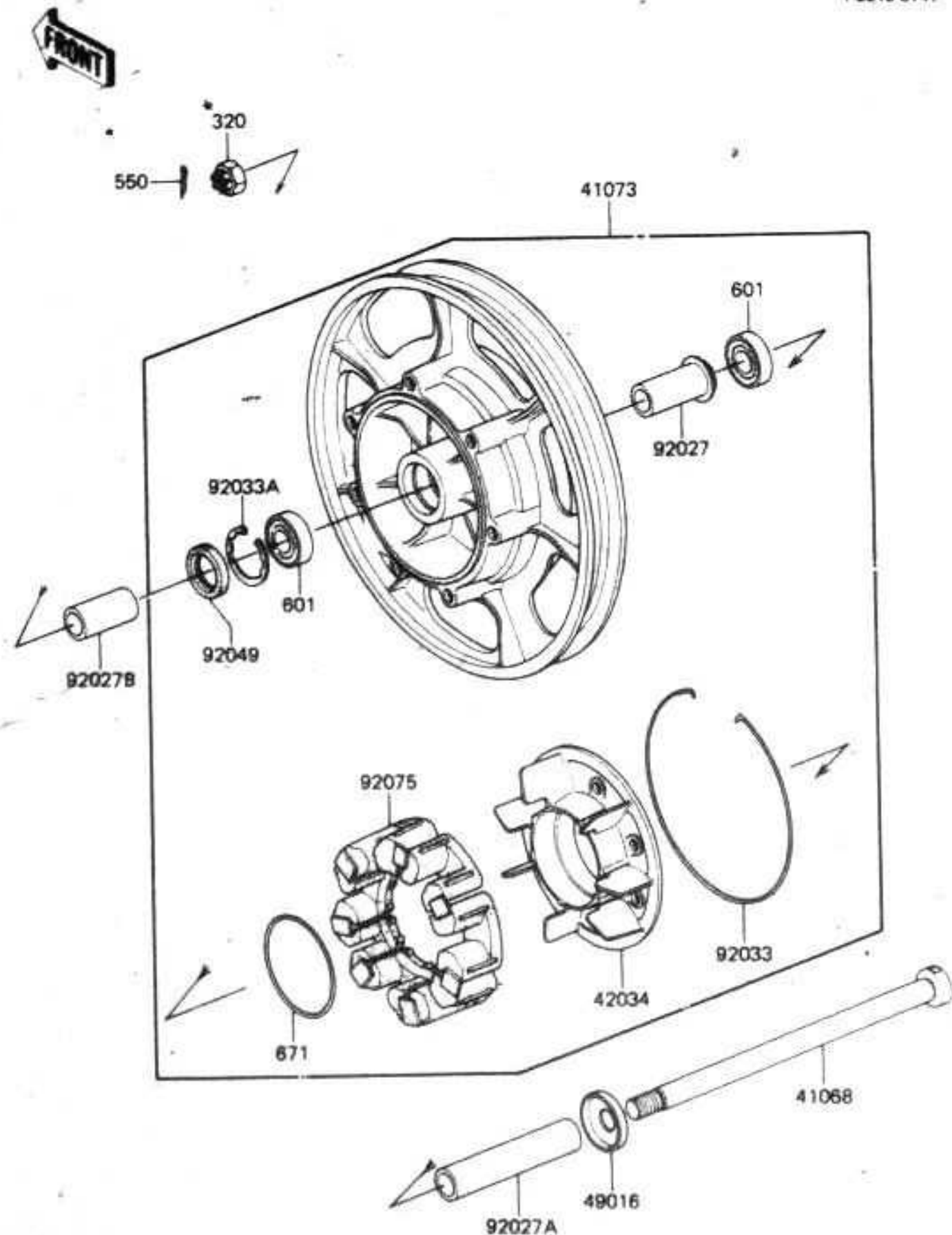
This grid covers:
 Front Wheel/Front Hub

YAWBERR MOTOR 70200 1/4

Ref. No.	Part No.	Description	Spec Code	Quantity- ZN1300				
				'87	'88			
				A5	A6			
41064	41064-1052	RECEIVER-SPEEDOMETER			1	1		
41068	41068-1123	AXLE,FR			1	1		
41073	41073-1210-F6	WHEEL-ASSY,FR,SOLID,N02 GOLD			1	1		
92015	92015-1041	NUT,16MM			1	1		
92027	92027-1696	COLLAR,FRONT AXLE,L=72			1	1		
92027A	92027-1697	COLLAR,17x28x30			1	1		
92033	92033-1042	RING-SNAP,47MM			2	2		
92049	92049-1056	SEAL-OIL,BJN28475			1	1		
601	601B6303U	BEARING-BALL			2	2		

This catalog covers:
 '87-'88 ZN1300-A5/A6 Chassis

F2240-0147

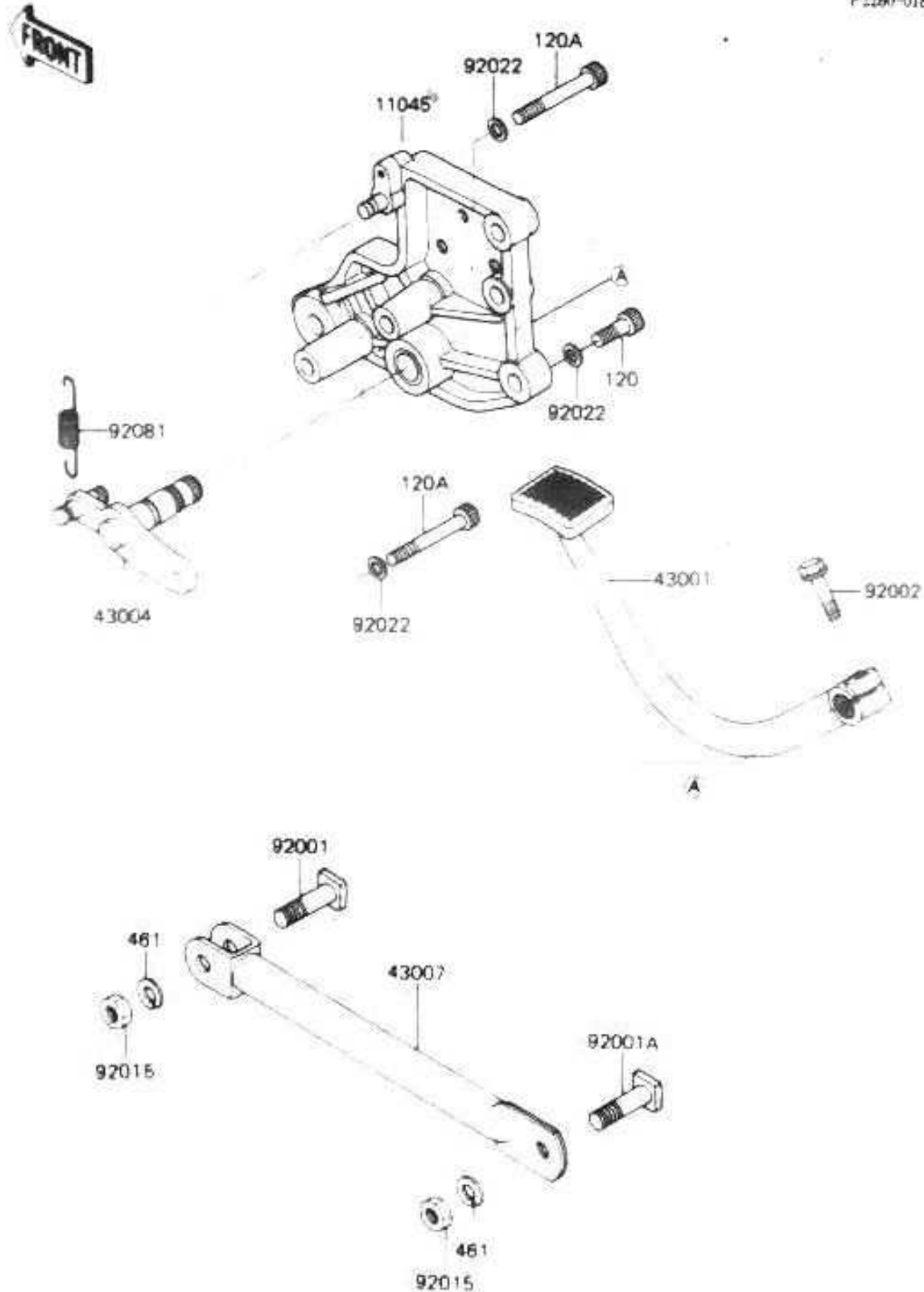


This grid covers:
 Rear Wheel/Rear Hub

Ref. No.	Part No.	Description	Spec Code	Quantity- ZN1300			
				'87	'88	A5	A6
41068	41068-1124	AXLE,RR,20X316		1	1		
41073	41073-1211-F6	WHEEL-ASSY,RR,SOLID,NO2 GOLD		1	1		
42034	42034-1011	COUPLING,RR HUB		1	1		
49016	49016-1019	COVER-SEAL		1	1		
92027	92027-1552	COLLAR,REAR HUB,L=74		1	1		
92027A	92027-1553	COLLAR,20,2X28X89		1	1		
92027B	92027-1554	COLLAR,20X28X42		1	1		
92033	92033-1019	RING-SNAP		1	1		
92033A	92033-1043	RING-SNAP,52MM		1	1		
92049	92049-1061	SEAL-OIL,28X52X5		1	1		
92075	92075-1121	DAMPER,SHOCK,RR HUB		1	1		
320	320B1800	NUT-CASTLE,18MM		1	1		
550	550D4035	PIN-COTTER,4,0X35		1	1		
601	601B630422	BEARING-BALL,#630422C3		2	2		
671	671B2580	O RING,80MM		1	1		

This catalog covers:
 '87-'88 ZN1300-A5/A6 Chassis

F2260-0189

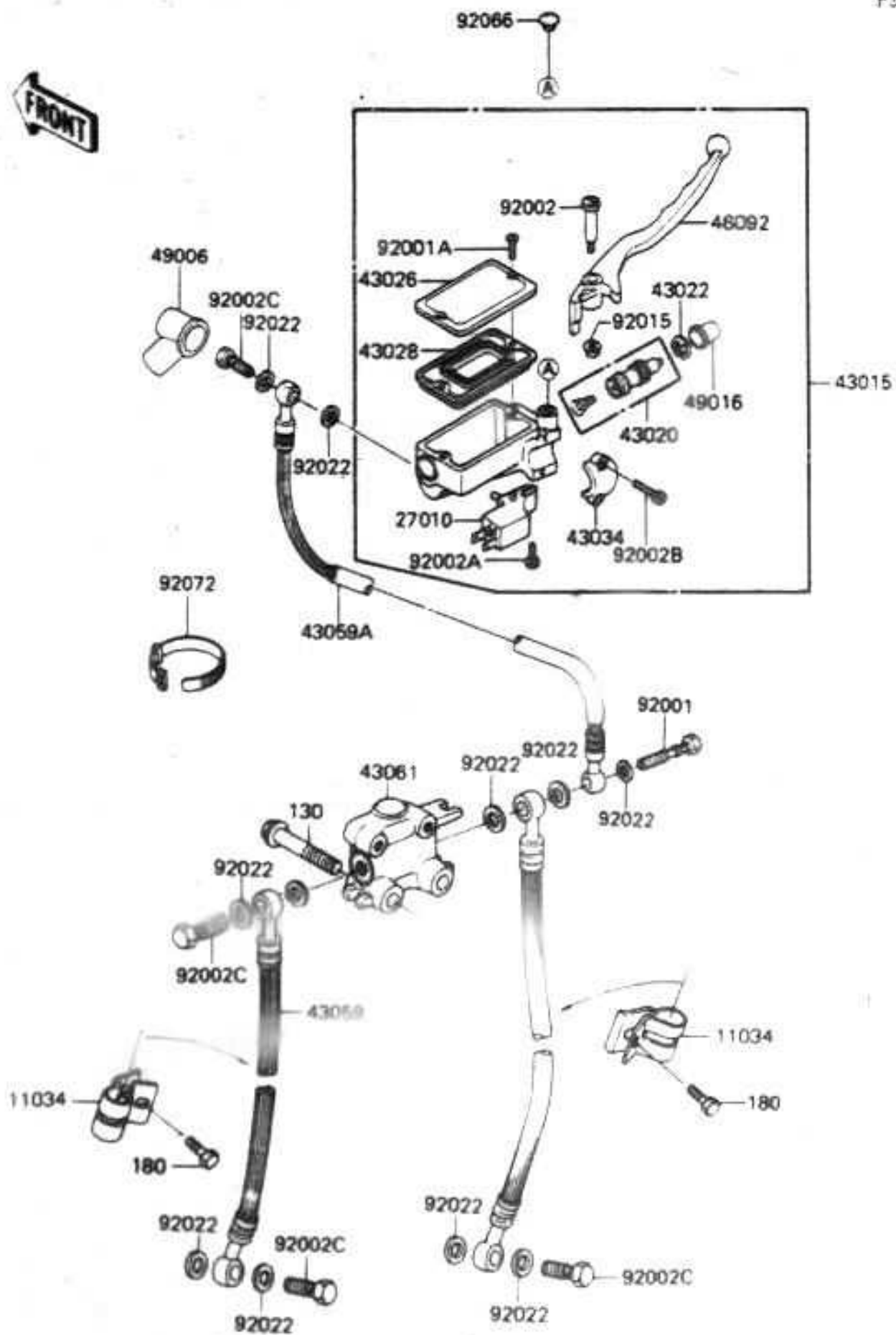


This grid covers:
 Brake Pedal/Torque Link

Kenworth Manual Group 1129

Ref. No.	Part No.	Description	Spec Code	Quantity- ZN1300			
				'87	'88		
				A5	A6		
11045	11045-1981	BRACKET, BRAKE PEDAL	1	1			
43001	43001-1241	LEVER- BRAKE, PEDAL	1	1			
43004	43004-1052	SHAFT- BRAKE	1	1			
43007	43007-1044	ROD- TORQUE, L=250	1	1			
92001	92001-1646	BOLT, 10X37, BLACK	1	1			
92001A	92001-1891	BOLT, 10X27	1	1			
92002	92002-1201	BOLT, FLANGED, 8X25	1	1			
92015	92015-1189	NUT, LOCK, 10MM, BLACK	2	2			
92022	92022-1401	WASHER, 9X15, 5X2	3	3			
92081	43005-029	SPRING, BRAKE PEDAL	1	1			
120	120S0825	BOLT- SOCKET, 8X25, BLACK	1	1			
120A	120S0855	BOLT- SOCKET, 8X55	2	2			
461	461K1000	WASHER- SPRING, 10MM, BLACK	2	2			

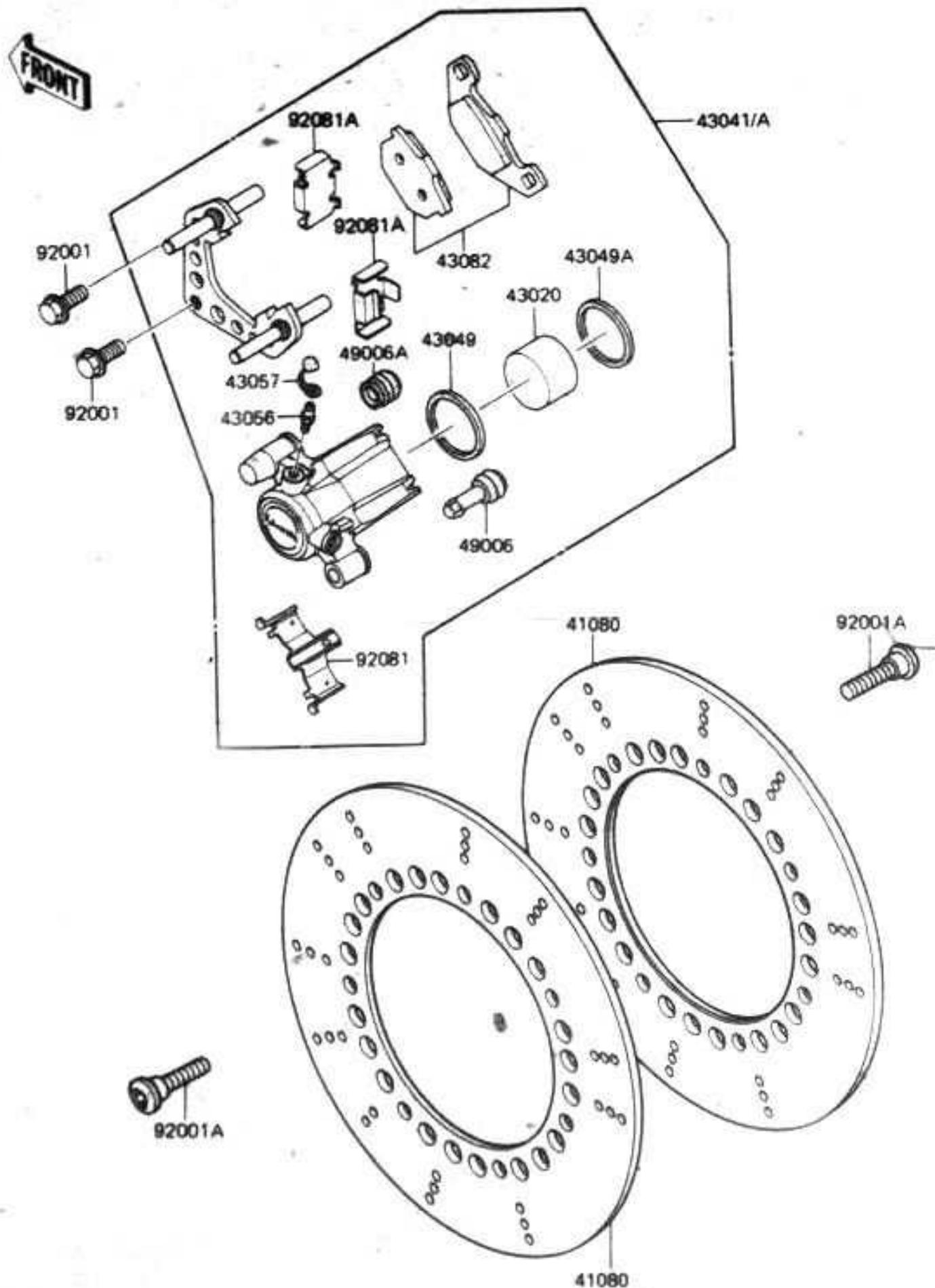
F3291-9183



Ref. No.	Part No.	Description	Spec Code	Quantity- ZN1300			
				'87	'88		
				A5	A6		
11034	11034-1284	BRACKET, BRAKE HOSE		2	2		
27010	27010-1232	SWITCH, CRUISE CONTROL CANCEL		1	1		
43015	43015-1356	CYLINDER-ASSY-MASTER, FR		1	1		
43020	43020-1054	PISTON-COMP-BRAKE, FR		1	1		
43022	43022-1010	STOPPER-BRAKE, PISTON		1	1		
43026	43026-1052	CAP-BRAKE, FR		1	1		
43028	43028-1058	DIAPHRAGM, MASTER CYLINDER		1	1		
43034	43034-1053	HOLDER-BRAKE, MASTER CYLINDER		1	1		
43059	43059-1175	HOSE-BRAKE, L=570		2	2		
43059A	43059-1422	HOSE-BRAKE, FR		1	1		
43061	43061-1001	JOINT-BRAKE		1	1		
46092	46092-1143	LEVER-GRIP, FRONT BRAKE		1	1		
49006	49006-1067	BOOT, DUST		1	1		
49016	49016-1044	COVER-SEAL, MASTER CYLINDER		1	1		
92001	92001-1203	BOLT, BANJO, 10X37		1	1		
92001A	92001-1727	BOLT, MASTER CYLINDER CAP		2	2		
92002	92002-1322	BOLT, LEVER SET		1	1		
92002A	92002-1323	BOLT, SCREW, 4X12		1	1		
92002B	92002-1324	BOLT, SOCKET, 6X10		2	2		
92002C	92002-1888	BOLT, OIL, L=23		4	4		
92015	92015-1233	NUT, FLANGED, 6MM		1	1		
92022	43067-001	WASHER, 10, 5X15X1,5		11	11		
92066	92066-1077	PLUG, 9.5XB, POLYETHYLENE		1	1		
92072	92072-056	BAND, L=186		1	1		
130	130G0845	BOLT-FLANGED, 8X45		2	2		
180	180C0612	BOLT, 6X12		2	2		

This catalog covers:
 '87-'88 ZN1300-A5/A6 Chassis

This grid covers:
 Front Brake



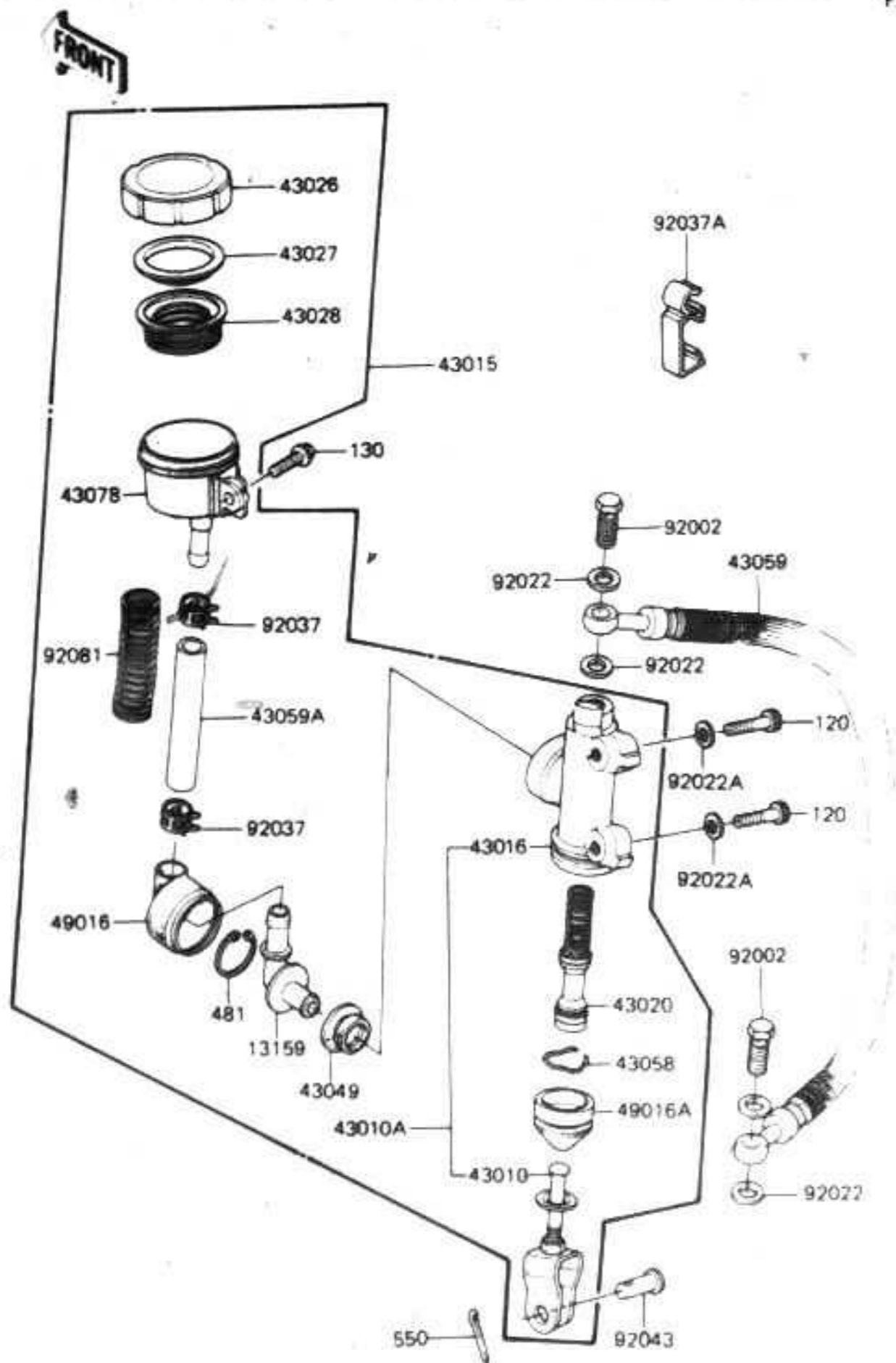
Ref. No.	Part No.	Description	Spec Code	Quantity- ZN1300			
				'87	'88		
				A5	A6		
41080	41080-1125	DISC,FR,SILVER		2	2		
43020	43020-1051	PISTON-COMP-BRAKE		2	2		
43041	43041-1176	CALIPER-ASSY,FR,LH		1	1		
43041A	43041-1177	CALIPER-ASSY,FR,RH		1	1		
43049	43049-002	RING,PISTON SEAL		2	2		
43049A	43049-1028	PACKING,PISTON		2	2		
43056	43056-003	BREATHER		2	2		
43057	43057-003	CAP-BREATHER		2	2		
43082	43082-1029	PAD-ASSY-BRAKE		2	2		
49006	49006-1094	BOOT,CALIPER		2	2		
49006A	49006-1095	BOOT,CALIPER		2	2		
92001	92001-1732	BOLT,FLANGED,10X41		4	4		
92001A	92001-1951	BOLT,DISC PLATE,8X30		14	14		
92081	92081-1125	SPRING,PAD		2	2		
92081A	92081-1051	SPRING,PAD STOPPER		4	4		

This catalog covers:
 '87-'88 ZN1300-A5/A6 Chassis

F2293-0055

This grid covers:
 Rear Master Cylinder

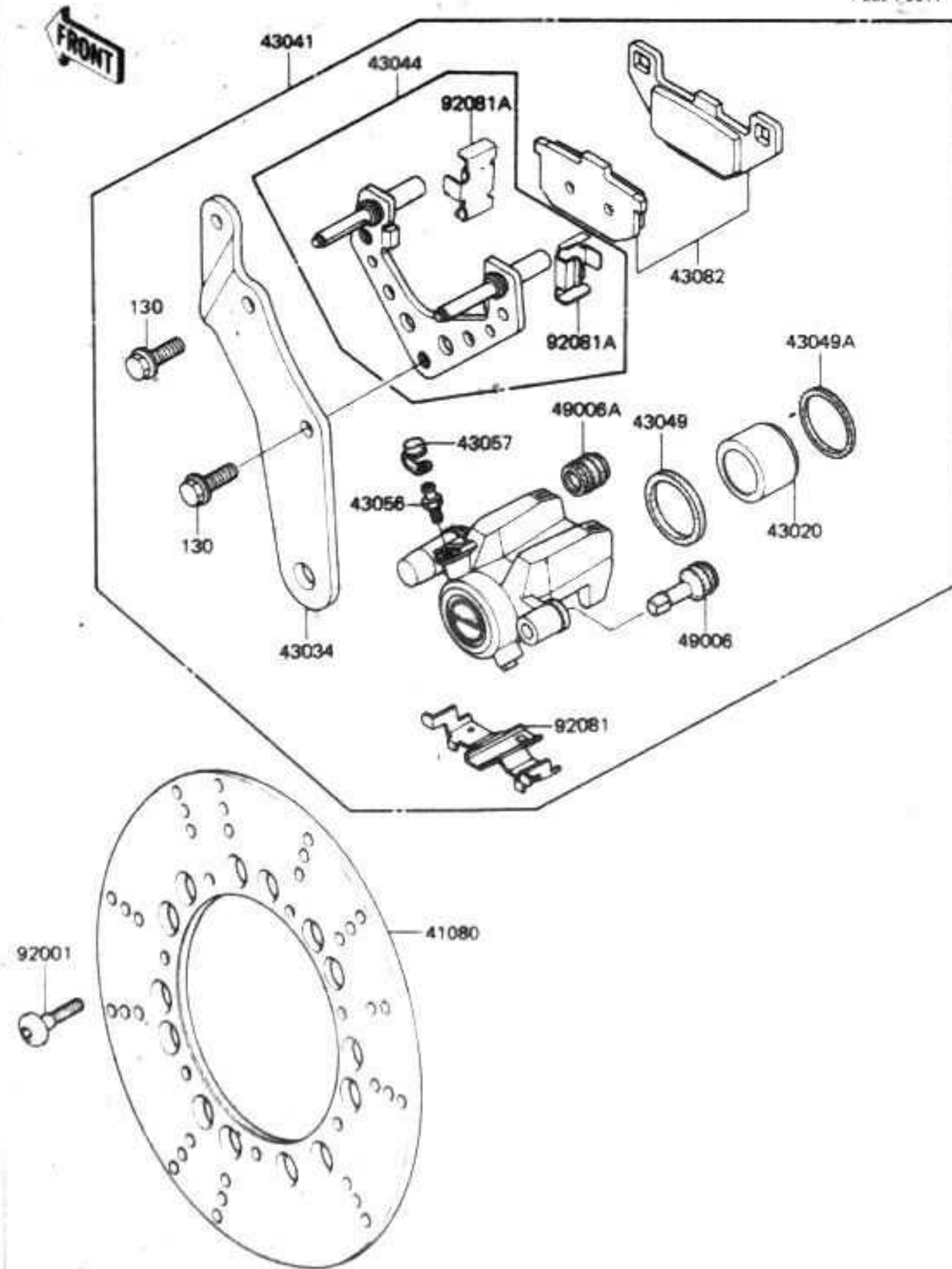
Kawasaki Motors Corp., U.S.A.



Ref. No.	Part No.	Description	Spec Code	Quantity- ZN1300		
				'87	'88	
				A5	A6	
13159	13159-1009	CONNECTOR	1	1		
43010	43010-1051	ROD-ASSY-BRAKE,RR	1	1		
43010A	43010-5006	ROD-ASSY-BRAKE,RR/MASTER CYL	1	1		
43015	43015-1142	CYLINDER-ASSY-MASTER,RR	1	1		
43016	43016-1101	CYLINDER-MASTER,RR	1	1		
43020	43020-1036	PISTON-COMP-BRAKE	1	1		
43026	43026-1026	CAP-BRAKE,MASTER CYLINDER	1	1		
43027	43027-1005	PLATE-DIAPHRAGM	1	1		
43028	43028-1016	DIAPHRAGM	1	1		
43049	43049-1008	PACKING	1	1		
43058	43058-004	RING,ROD STOPPER	1	1		
43059	43059-1161	HOSE-BRAKE,L=1000	1	1		
43059A	43059-1268	HOSE-BRAKE	1	1		
43078	43078-1008	RESERVOIR	1	1		
49016	49016-1034	COVER-SEAL,MASTER CYLINDER	1	1		
49016A	49016-1048	COVER-SEAL,BRAKE PISTON	1	1		
92002	92002-1888	BOLT,OIL,L=23	2	2		
92022	43067-001	WASHER,10,5X15X1,5	4	4		
92022A	92022-1401	WASHER,9X15,5X2	2	2		
92037	92037-1391	CLAMP,BRAKE HOSE	2	2		
92037A	92037-1498	CLAMP,RR BRAKE HOSE	1	1		
92043	92043-1013	PIN,8X16	1	1		
92081	92081-1335	SPRING,HOSE PROTECTOR	1	1		
120	120S0825	BOLT-SOCKET,8X25,BLACK	2	2		
130	130B0620	BOLT-FLANGED,6X20	1	1		
481	481J2500	CIRCLIP-TYPE-C,25MM	1	1		
550	55002015	PIN-COTTER,2,0X15	1	1		

This catalog covers:
 '87-'88 ZN1300-A5/A6 Chassis

F2294-0017



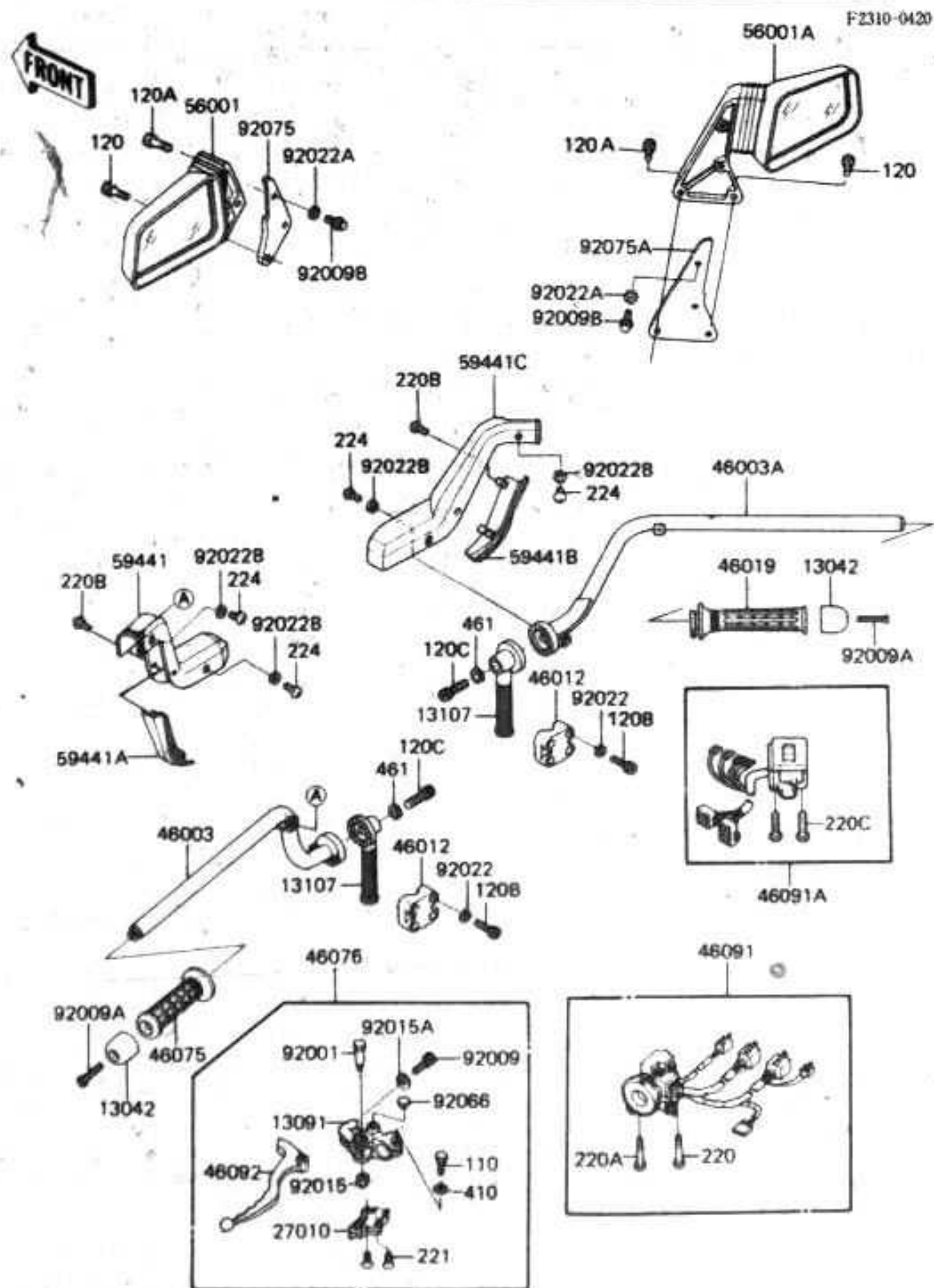
This grid covers:
 Rear Brake

Ref. No.	Part No.	Description	Spec Code	Quantity - ZN1300			
				'87		'88	
				A5	A6		
41080	41080-1126	DISC,RR,SILVER			1	1	
43020	43020-1051	PISTON-COMP-BRAKE			1	1	
43034	43034-1052	HOLDER-BRAKE,REAR CALIPER			1	1	
43041	43041-1178	CALIPER-ASSY,RR			1	1	
43044	43044-1035	HOLDER-COMP-CALIPER,FR,LH			1	1	
43049	43049-002	RING,PISTON SEAL			1	1	
43049A	43049-1028	PACKING,PISTON			1	1	
43056	43056-003	BREATHER			1	1	
43057	43057-003	CAP-BREATHER			1	1	
43082	43082-1029	PAD-ASSY-BRAKE			1	1	
49006	49006-1094	BOOT,CALIPER			1	1	
49006A	49006-1095	BOOT,CALIPER			1	1	
92001	92001-1951	BOLT,DISC PLATE,8X30			7	7	
92081	92081-1525	SPRING,PAD			1	1	
92081A	92081-1661	SPRING,PAD STOPPER			2	2	
130	130G1016	BOLT-FLANGED,10X16			2	2	

**This catalog covers:
'87-'88 ZN1300-A5/A6 Chassis**

Kawasaki Motors Corp., U.S.A.

**This grid covers:
Handlebar (1/2)**

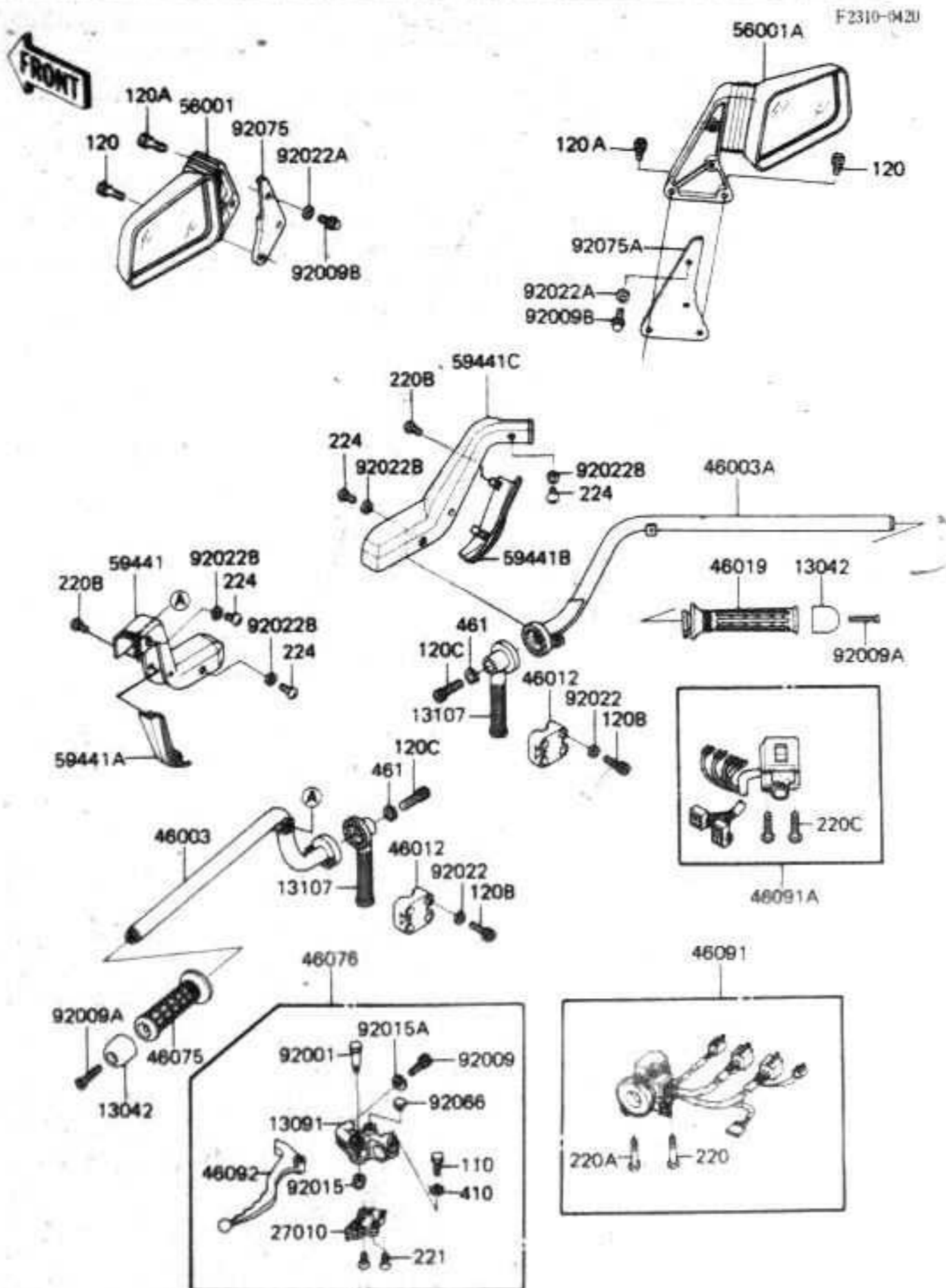


Ref. No.	Part No.	Description	Spec Code	Quantity- ZN1300			
				'87	'88		
				A5	A6		
13042	13042-1051	WEIGHT, HANDLE	2	2			
13091	13091-1254	HOLDER, CLUTCH LEVER	1	1			
13107	13107-1040	SHAFT, HANDLE	2	2			
27010	27010-1094	SWITCH, CLUTCH, BLACK	1	1			
46003	46003-1131	HANDLE, LH	1	1			
46003A	46003-1264	HANDLE, RH	1	1			
46012	46012-1039	HOLDER-HANDLE	2	2			
46019	46019-1066	GRIP-ASSY, THROTTLE	1	1			
46075	46075-1036	GRIP, LH	1	1			
46076	46076-1042	LEVER-ASSY-GRIP	1	1			
46091	46091-1420	HOUSING-ASSY-CONTROL, LH	1	1			
46091A	46091-1468	HOUSING-ASSY-CONTROL, RH	1	1			
46092	46092-1101	LEVER-GRIP, CLUTCH	1	1			
56001	56001-1138	MIRROR-ASSY, LH	1	1			
56001A	56001-1139	MIRROR-ASSY, RH	1	1			
59441	59441-1013	COVER-HANDLE, LH, UPP	1	1			
59441A	59441-1014	COVER-HANDLE, LH, LWR	1	1			
59441B	59441-1017	COVER-HANDLE, RH, LWR	1	1			
59441C	59441-1078	COVER-HANDLE, RH, UPP	1	1			
92001	92001-1548	BOLT, CLUTCH LEVER, BLACK	1	1			
92009	92009-1134	SCREW, CABLE ADJUST, 8MM, BLACK	1	1			
92009A	92009-1257	SCREW, 8X45	2	2			
92009B	92009-1288	SCREW, 6X14	2	2			
92015	92015-1191	NUT, LOCK, 6MM, BLACK	1	1			
92015A	92015-1197	NUT, CABLE ADJUST LOCK, BLACK	1	1			
92022	92022-1401	WASHER, 9X15, 5X2	8	8			
92022A	92022-1505	WASHER, MIRROR ASSY	2	2			
92022B	92022-1516	WASHER, 3, 3X8X0, 5	6	6			
92066	92066-1077	PLUG, 9, 5X8, POLYETHYLENE	1	1			
92075	92075-1457	DAMPER, MIRROR, LH	1	1			
92075A	92075-1458	DAMPER, MIRROR, RH	1	1			
110	110C0622	BOLT, 6X22, BLACK	1	1			
120	120S0630	BOLT-SOCKET, 6X30, BLACK	4	4			
120A	120S0635	BOLT-SOCKET, 6X35, BLACK	2	2			
120B	120S0830	BOLT-SOCKET, 8X30, BLACK	8	8			
120C	120S1235	BOLT-SOCKET, 12X35, BLACK	2	2			
220	220B0535	SCREW-PAN-CROS	1	1			
220A	220B0545	SCREW-PAN-CROS	1	1			
220B	220C0308	SCREW-PAN-CROS	6	6			
220C	220C0550	SCREW-PAN-CROS, 5X50	2	2			

CONTINUED NEXT PAGE

**This catalog covers:
'87-'88 ZN1300-A5/A6 Chassis**

**This grid covers:
Handlebar (2/2)**

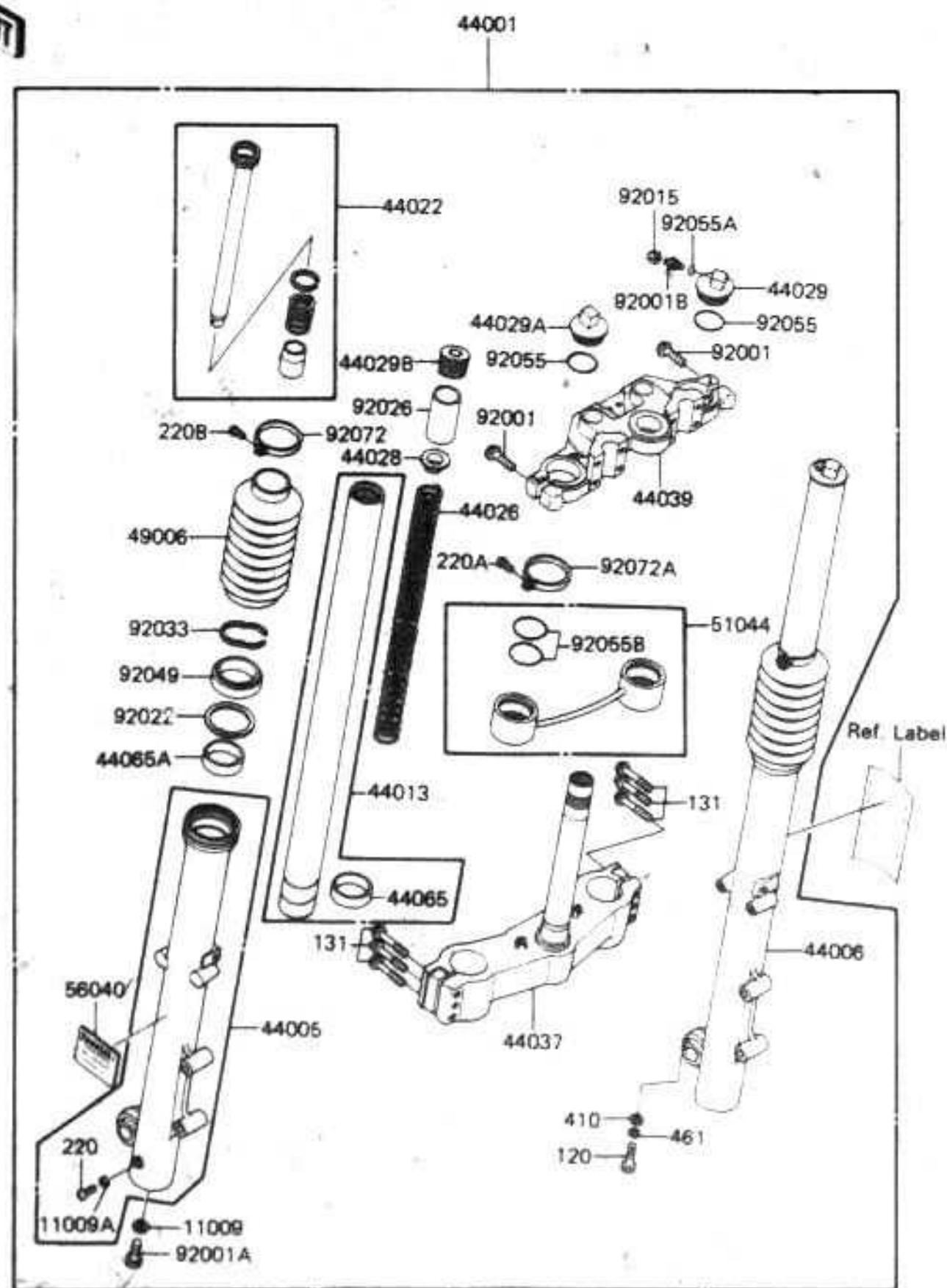


Ref. No.	Part No.	Description	Spec Code	Quantity- ZN1300	
				'87 A5	'88 A6
221	221C0316	SCREW-CSK-CROS		2	2
224	224C0510	SCREW-PAN-WP-CROS		6	6
410	410F0600	WASHER-PLAIN-SMALL, 6MM, BLACK		1	1
461	461K1200	WASHER-SPRING, 12MM, BLACK		2	2

This catalog covers:
 '87-'88 ZN1300-A5/A6 Chassis

F2340-Q209

FRONT

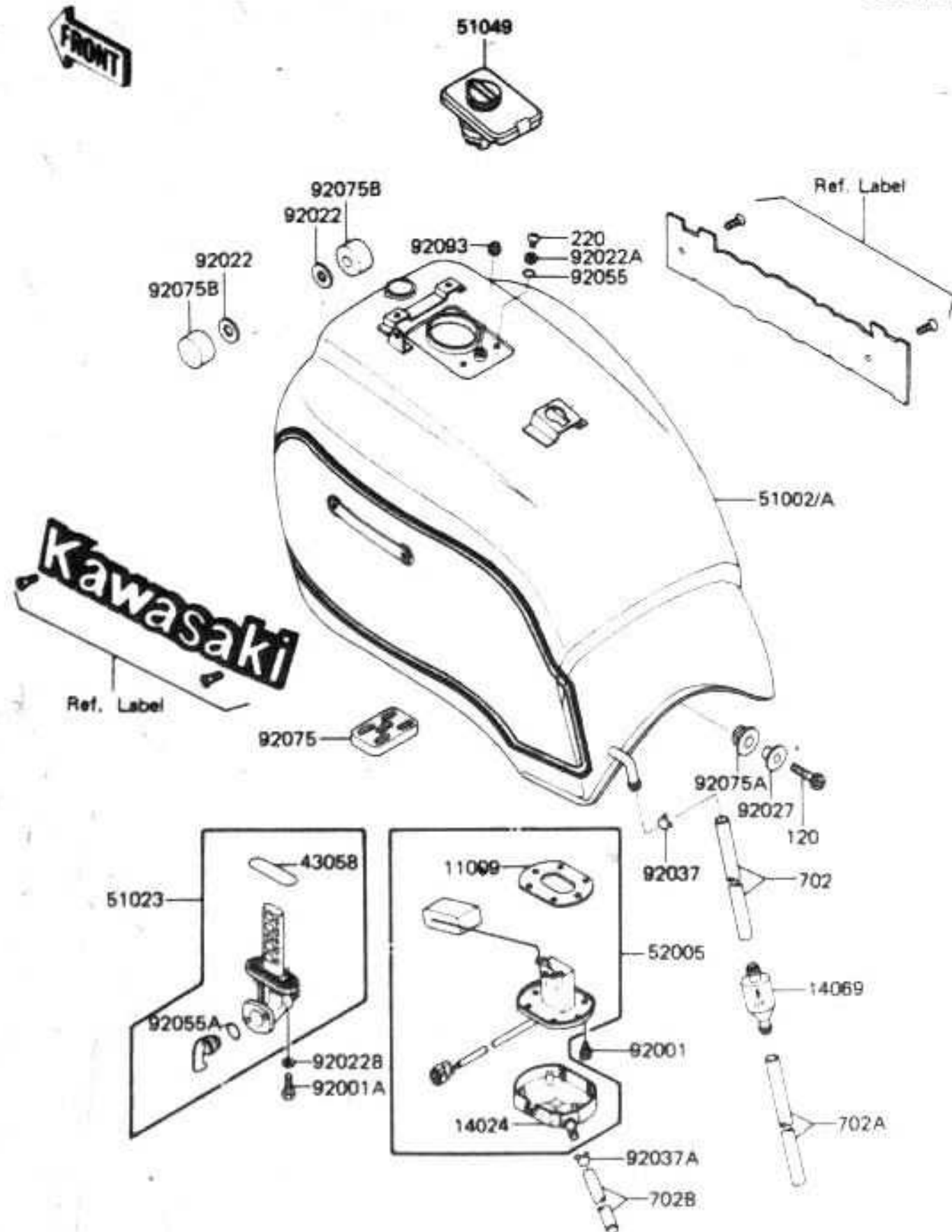


This grid covers:
 Front Fork

Ref. No.	Part No.	Description	Spec Code	Quantity- ZN1300	
				'87 A5	'88 A6
11009	11009-1127	GASKET, FORK CYLINDER BOLT		2	2
11009A	44045-002	GASKET, FORK DRAIN PLUG		2	2
44001	44001-1463	FORK-FRONT		1	1
44005	44005-1132	PIPE-LEFT FORK OUTER		1	1
44006	44006-1132	PIPE-RIGHT FORK OUTER		1	1
44013	44013-1206	PIPE-FORK INNER		2	2
44022	44022-1156	CYLINDER-FORK		2	2
44026	44026-1261	SPRING-FRONT FORK		2	2
44028	44028-1051	GUIDE-FORK SPRING		2	2
44029	44029-1102	SEAT-FORK SPRING, RH		1	1
44029A	44029-1103	SEAT-FORK SPRING, LH		1	1
44029B	44029-1104	SEAT-FORK SPRING		2	2
44037	44037-1112	HOLDER-FORK UNDER		1	1
44039	44039-1076	HOLDER-FORK UPPER		1	1
44065	44065-1056	BUSHING-FRONT FORK, INNER PIPE		2	2
44065A	44065-1064	BUSHING-FRONT FORK		2	2
49006	49006-1159	BOOT, FRONT FORK		2	2
51044	51044-1025	TUBE-ASSY, FRONT FORK AIR		1	1
56040	56040-1110	LABEL-WARNING, FRONT FORK		1	1
92001	92001-1189	BOLT, FLANGED, 10X45		2	2
92001A	92001-1309	BOLT, FORK CYLINDER		2	2
92001B	92001-1878	BOLT, NIPPLE		1	1
92015	92015-1326	NUT, CAP		1	1
92022	92022-1298	WASHER, FORK OUTER TUBE		2	2
92026	92026-1222	SPACER, FRONT FORK SPRING		2	2
92033	92033-1036	RING-SNAP		2	2
92049	92049-1164	SEAL-OIL		2	2
92055	92055-1050	RING-O, FORK TOP CAP		2	2
92055A	92055-1100	RING-O, FORK		1	1
92055B	92055-1106	RING-O, FORK AIR TUBE		4	4
92072	92072-1077	BAND, BOOT		2	2
92072A	92072-1157	BAND		2	2
120	120S0830	BOLT-SOCKET, 8X30, BLACK		1	1
131	131G0845	BOLT-FLANGED, 8X45		6	6
220	220B0408	SCREW-PAN-CROS		2	2
220A	220B0414	SCREW-PAN-CROS		2	2
220B	220B0416	SCREW-PAN-CROS		2	2
410	410B0800	WASHER-PLAIN-SMALL, 8MM		1	1
461	461F0800	WASHER-SPRING, 8MM		1	1

This catalog covers:
 '87-'88 ZN1300-A5/A6 Chassis

F2410-0361



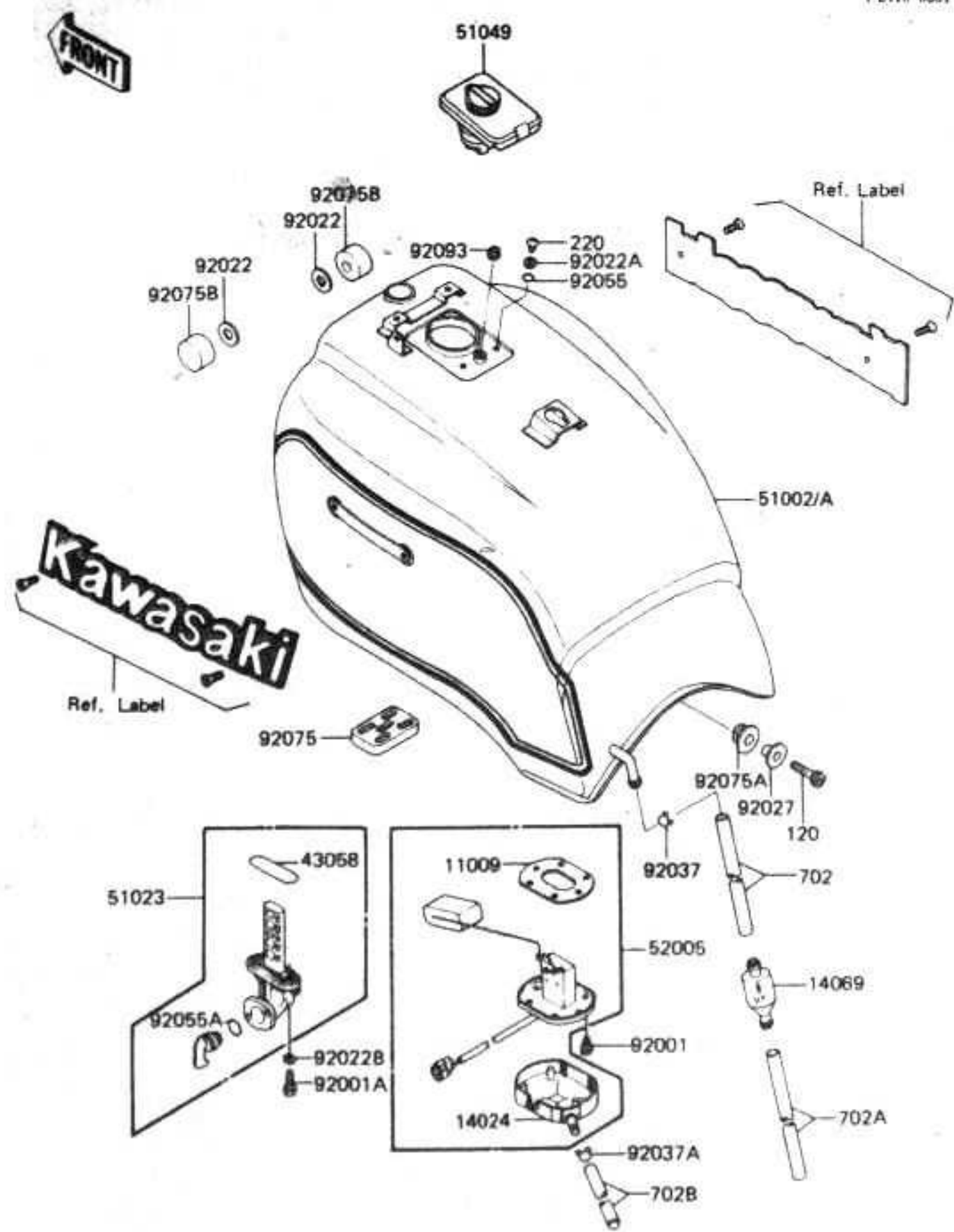
This grid covers:
 Fuel Tank (1/2)

Ref. No.	Part No.	Description	Spec Code	Quantity- ZN1300	
				'87	'88
				A5	A6
11009	11009-1037	GASKET, FUEL GAUGE		1	1
14024	14025-1400	COVER, FUEL GAUGE		1	1
14069	14069-1004	BREATHER, FUEL TANK			
-----				US	
43058	51039-010	RING, TAP FLANGED		1	1
51002	51002-5160-T1	TANK-COMP-FUEL, RED/GRAYSTONE		1	1
-----				US	
51002A	51002-5164-T1	TANK-COMP-FUEL, RED/GRAYSTONE		1	1
-----				CA	
51023	51023-1054	TAP-ASSY		1	1
51049	51049-1059	CAP-TANK, FUEL		1	1
52005	52005-1053	GAUGE, FUEL		1	1
92001	92001-1069	BOLT, FUEL GAUGE		6	6
92001A	92001-1091	BOLT, 6X20		2	2
92022	92022-044	WASHER, 10, 5X26X2.3		2	2
92022A	92022-1038	WASHER, 5, 3X10X0.8		2	2
92022B	92022-183	WASHER, 6, 2X11X1.5		2	2
92027	92027-1134	COLLAR, L=14		1	1
92037	92037-010	CLAMP, TUBE			
-----				US	
92037A	92037-147	CLAMP, TUBE		1	1
92055	92055-1023	RING-O		2	2
92055A	92055-1036	RING-O		1	1
92075	92075-1114	DAMPER, FUEL TANK, RR		1	1
92075A	92075-1116	DAMPER, FUEL TANK		1	1
92075B	92075-125	DAMPER, FUEL TANK		2	2
92093	92093-1030	SEAL, FUEL TANK CAP		1	1
120	120P0830	BOLT-SOCKET, 8X30		1	1
220	220B0510	SCREW-PAN-CROS		2	2
702	702A07120	TUBE-RUBBER, 7X10X120			
-----				US	
702A	702A07400	TUBE-RUBBER, 7X10X400		1	1
-----				US	

CONTINUED NEXT PAGE

This catalog covers:
 '87-'88 ZN1300-A5/A6 Chassis

F2110-0361



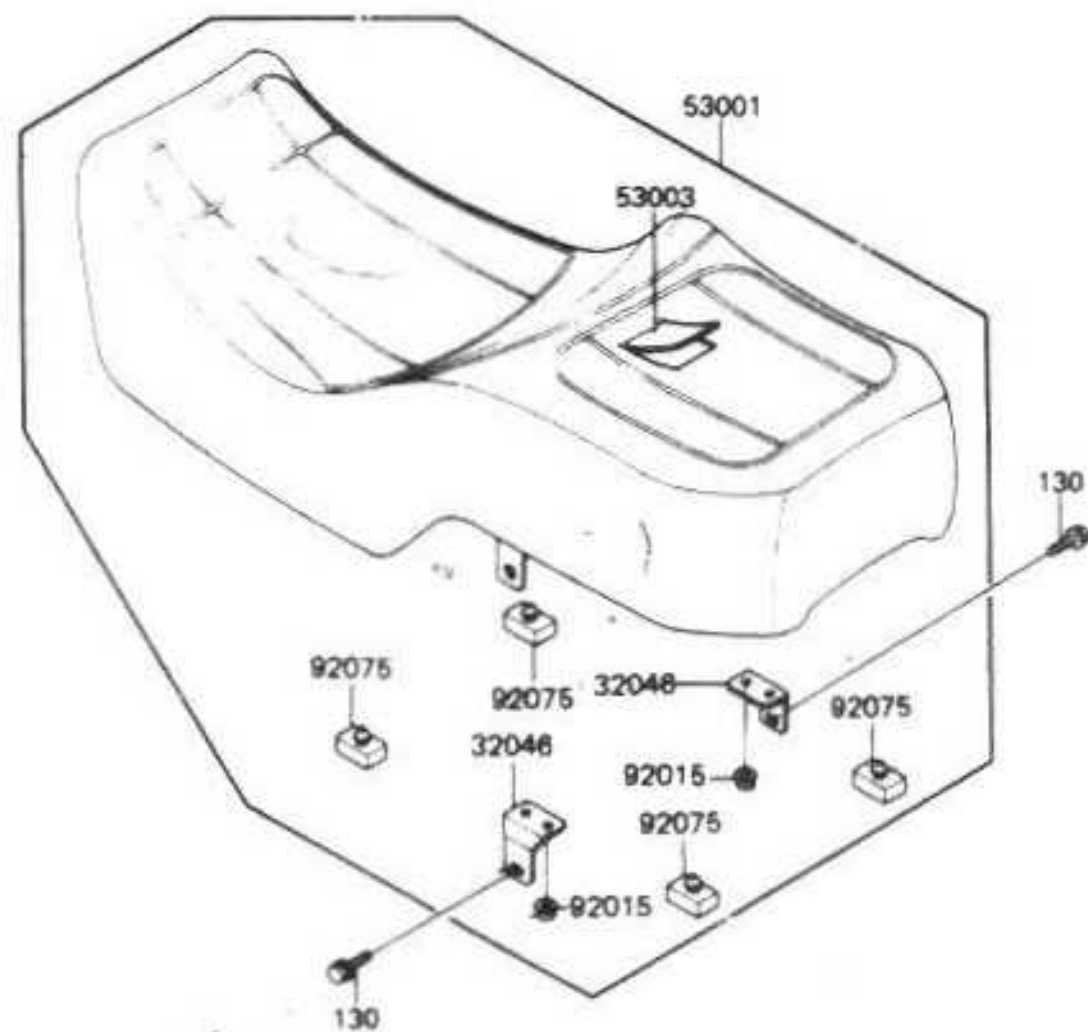
This grid covers:
 Fuel Tank (2/2)

Ref. No.	Part No.	Description	Spec Code	Quantity- ZN1300			
				'87	'88		
				A5	A6		

702B	702A07780	TUBE-RUBBER, 7X10X780			1	1
------	-----------	-----------------------	--	--	---	---

This catalog covers:
 '87-'88 ZN1300-A5/A6 Chassis

F2510-0342



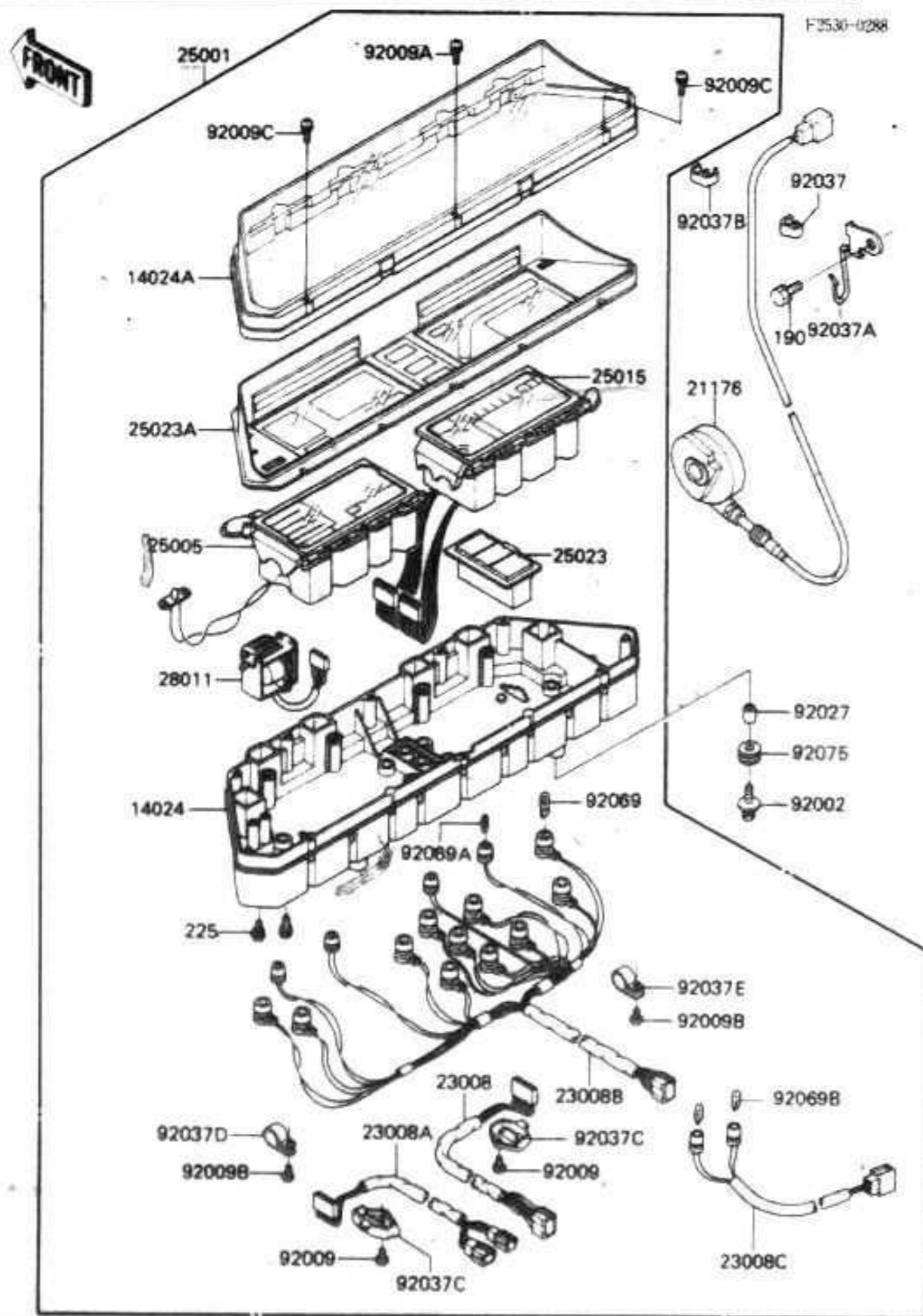
This grid covers:
 Seat

Kawasaki Motors Corp., U.S.A.

Ref. No.	Part No.	Description	Spec Code	Quantity - ZN1300				
				'87	'88			
				A5	A6			
32046	32046-1203	BRACKET-SEAT			2	2		
53001	53001-1444	SEAT-ASSY, DUAL			1	1		
53003	53003-1150	LEATHER, SEAT			1	1		
92015	92015-1078	NUT, FLANGED, 6MM			4	4		
92075	92075-099	DAMPER			4	4		
130	13060816	BOLT-FLANGED, 8X16			2	2		

This catalog covers:
 '87-'88 ZN1300-A5/A6 Chassis

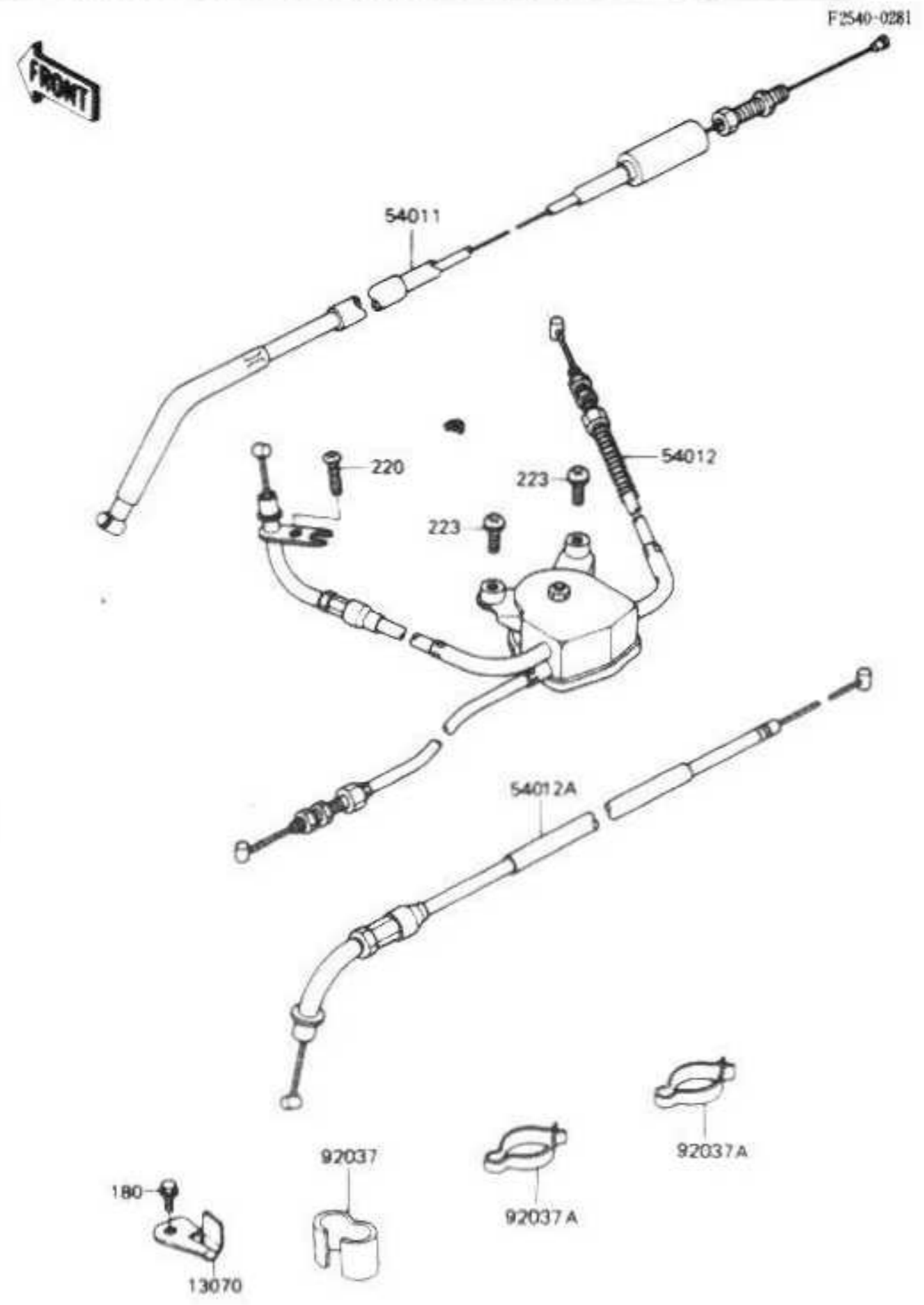
Kawasaki Motors Corp. U.S.A



This grid covers:
Meters

Ref. No.	Part No.	Description	Spec Code	Quantity- ZN1300	
				'87	'88
				A5	A6
14024	14024-1596	COVER, METER, LWR	1	1	
14024A	14025-1794	COVER, METER, UPP	1	1	
21176	21176-1053	SENSOR	1	1	
23008	23008-1206	SOCKET-ASSY, TACHOMETER	1	1	
23008A	23008-1207	SOCKET-ASSY, SPEEDOMETER	1	1	
23008B	23008-1208	SOCKET-ASSY, PILOT LAMP	1	1	
23008C	23008-1350	SOCKET-ASSY, CRUISE LAMP	1	1	
25001	25001-1705	METER-ASSY, MPH	1	1	
25005	25005-1373	SPEEDOMETER, LCD, MPH	1	1	
25015	25015-1203	TACHOMETER, LCD, (X1000RPM)	1	1	
25023	25023-1105	COVER-METER CASE, PILOT BOX	1	1	
25023A	25023-1160	COVER-METER CASE	1	1	
28011	28011-1055	METER, ODOMETER	1	1	
92002	92002-1137	BOLT, 6X25	4	4	
92009	92009-1028	SCREW, TAPPING, 3X12	2	2	
92009A	92009-1280	SCREW, TAPPING, 3X18	2	2	
92009B	92009-1503	SCREW, TAPPING, 4X14	2	2	
92009C	92009-1504	SCREW, TAPPING, 3X14	6	6	
92027	92027-162	COLLAR, 6.8X10X12	4	4	
92037	92037-1249	CLAMP, HOSE	2	2	
92037A	92037-1453	CLAMP, SENSOR LEAD WIRE	1	1	
92037B	92037-1458	CLAMP, SENSOR LEAD WIRE	3	3	
92037C	92037-1478	CLAMP, METER, SOCKET ASSY	2	2	
92037D	92037-1479	CLAMP, METER, SOCKET ASSY	1	1	
92037E	92037-1616	CLAMP, CABLE & HARNESS	1	1	
92069	92069-1007	BULB, 12V 3.4W	11	11	
92069A	92069-1051	BULB, 12V 1.4W T-5	4	4	
92069B	92069-1068	BULB, 12V 3W	2	2	
92075	92075-209	DAMPER	4	4	
190	190C1014	BOLT-UPSET-WS, 10X14	1	1	
225	225B0410	SCREW-PAN-WSP-CROS	2	2	

This grid covers:
Cables

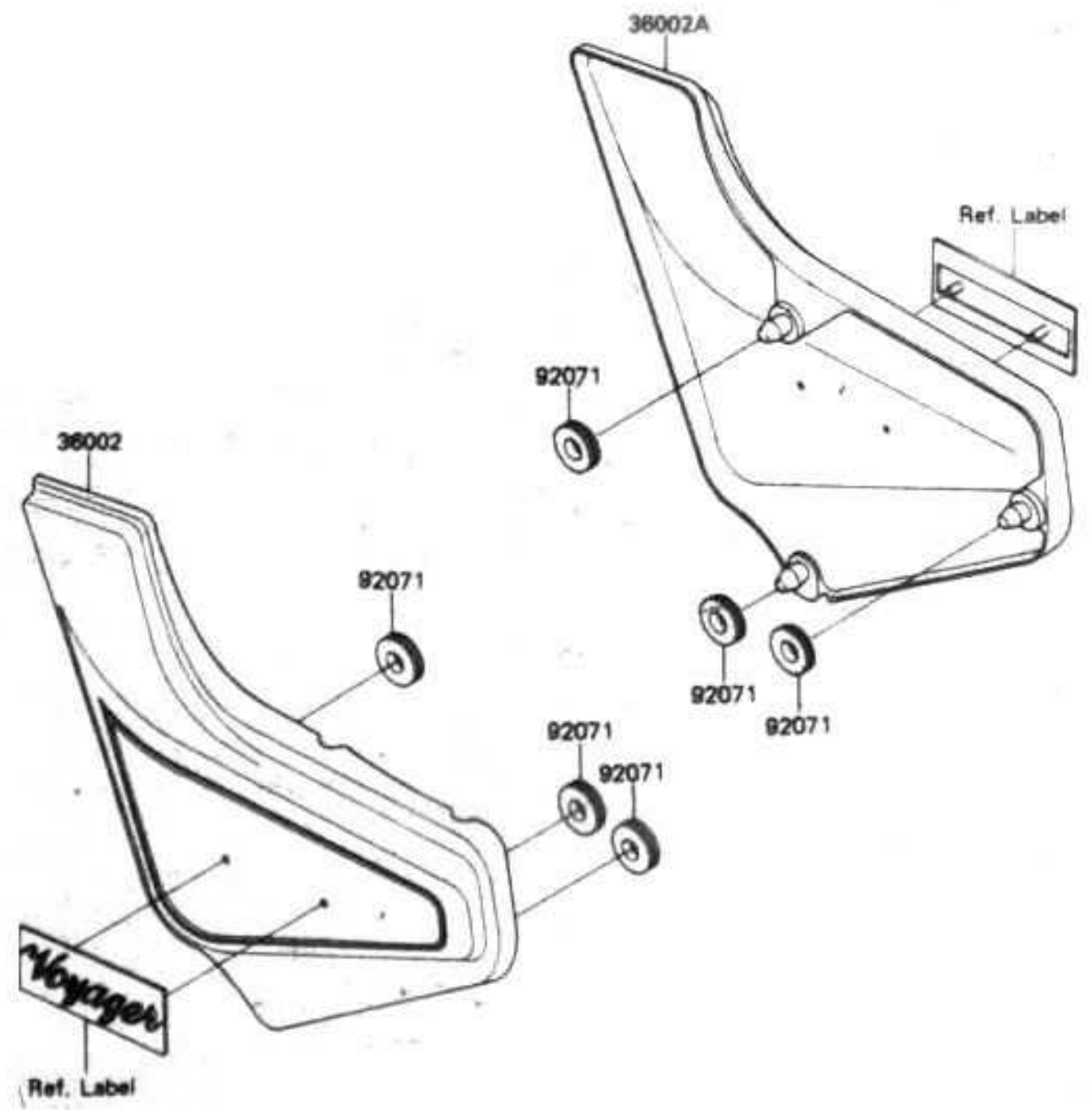


Ref. No.	Part No.	Description	Spec Code	Quantity- ZN1300			
				'87	'88		
				A5	A6		
13070	13070-1013	GUIDE, CLUTCH CABLE		1	1		
54011	54011-1168	CABLE-CLUTCH		1	1		
54012	54012-1345	CABLE-THROTTLE, OPENING		1	1		
54012A	54012-1346	CABLE-THROTTLE, CLOSING		1	1		
92037	92037-017	CLAMP, CABLE		1	1		
92037A	92037-093	CLAMP, CABLE		2	2		
180	180B0612	BOLT-UPSET-WS, 6X12		1	1		
220	220C0514	SCREW-PAN-CROS		1	1		
223	223B0612	SCREW-PAN-WS-CROS		2	2		

**This catalog covers:
'87-'88 ZN1300-A5/A6 Chassis**

**This grid covers:
Side Covers**

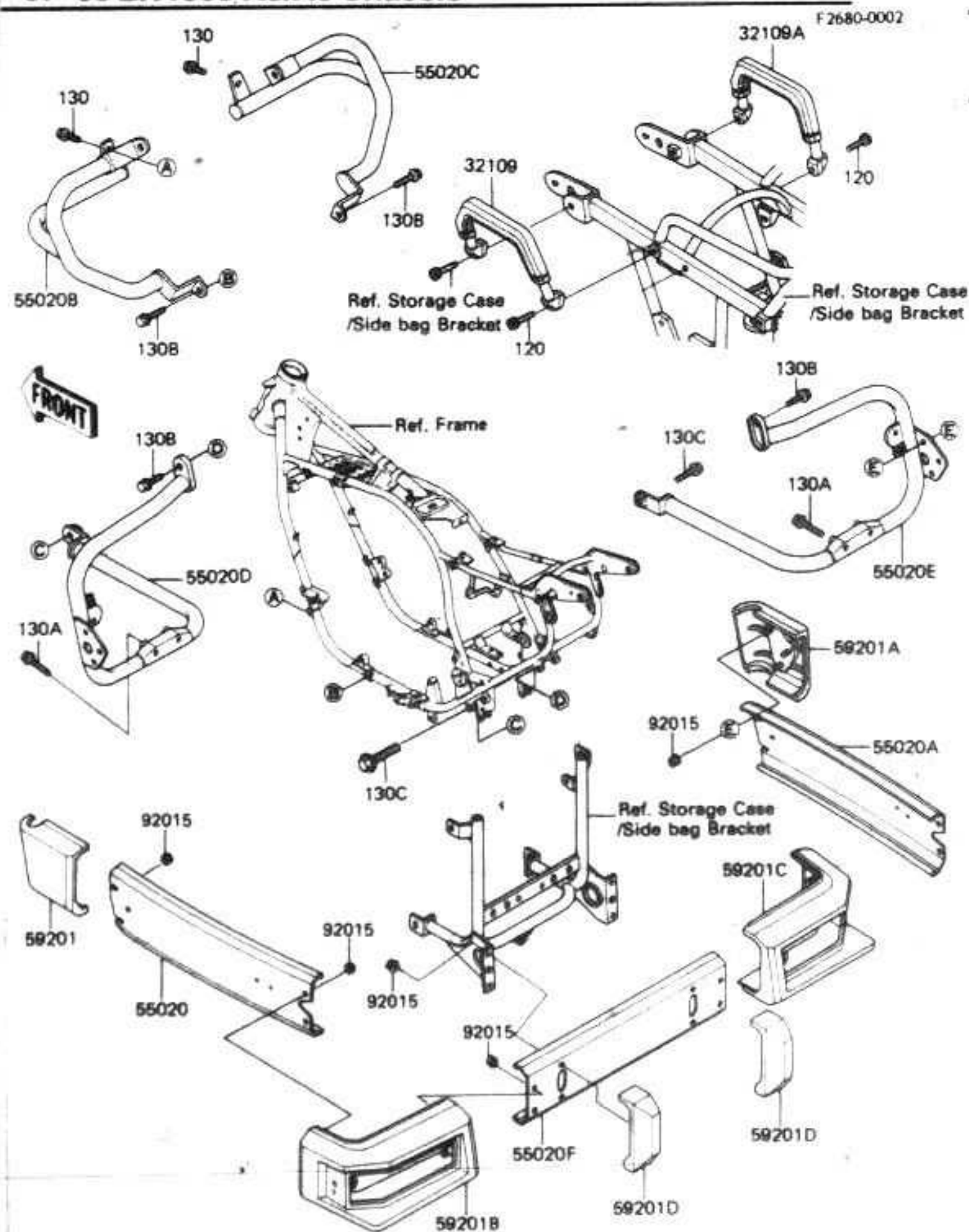
F2610-0226



Ref. No.	Part No.	Description	Spec Code	Quantity- ZN1300			
				'87	'88		
				A5	A6		
36002	36002-5153-P5	COVER-SIDE,LH,L.V.RED		1	1		
36002A	36002-5154-P5	COVER-SIDE,RH,L.V.RED		1	1		
92071	92071-056	GROMMET		6	6		

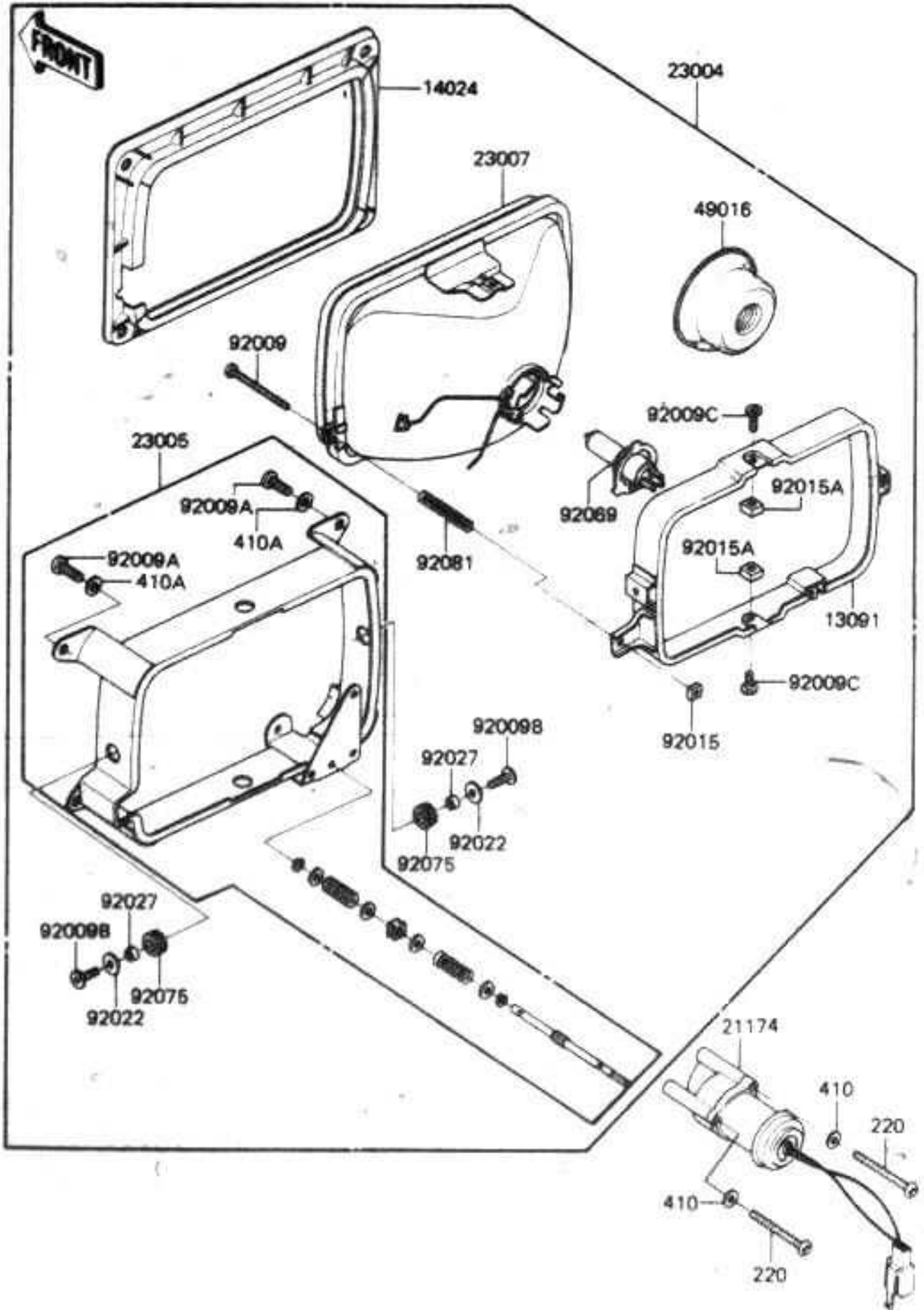
**This catalog covers:
'87-'88 ZN1300-A5/A6 Chassis**

**This grid covers:
Guards**



Ref. No.	Part No.	Description	Spec Code	Quantity - ZN1300	
				'87	'88
				A5	A6
32109	32109-1044	GRIP-FRAME, LH		1	1
32109A	32109-1045	GRIP-FRAME, RH		1	1
55020	55020-1105	GUARD, SIDE BAG, LH		1	1
55020A	55020-1106	GUARD, SIDE BAG, RH		1	1
55020B	55020-1110	GUARD, ENGINE, LH		1	1
55020C	55020-1111	GUARD, ENGINE, RH		1	1
55020D	55020-1155	GUARD, LH		1	1
55020E	55020-1156	GUARD, RH		1	1
55020F	55020-1159	GUARD, RR, CNT		1	1
59201	59201-1001	BUMPER, FR, LH		1	1
59201A	59201-1002	BUMPER, FR, RH		1	1
59201B	59201-1003	BUMPER, RR, LH		1	1
59201C	59201-1004	BUMPER, RR, RH		1	1
59201D	59201-1005	BUMPER, RR, CNT		2	2
92015	92015-1367	NUT, FLANGED, 6MM		18	18
120	120P0814	BOLT-SOCKET, 8X14		2	2
130	130G0816	BOLT-FLANGED, 8X16		2	2
130A	130G0845	BOLT-FLANGED, 8X45		4	4
130B	130G1020	BOLT-FLANGED, 10X20		4	4
130C	130G1035	BOLT-FLANGED, 10X35		2	2

F2710-0206



Ref. No.	Part No.	Description	Spec Code	Quantity- ZN1300			
				'87	'88		
				A5	A6		
13091	13091-1187	HOLDER, HEAD LAMP BODY	1	1			
14024	14025-1678	COVER, HEAD LAMP LENS	1	1			
21174	21174-1051	MOTOR-ELECTRIC, FOCUS ADJUSTING	1	1			
23004	23004-1115	LAMP-HEAD	1	1			
23005	23005-1031	BODY-COMP-HEAD LAMP	1	1			
23007	23007-1054	LENS-COMP, HEAD LAMP	1	1			
49016	49016-1046	COVER-SEAL, HEAD LAMP	1	1			
92009	92009-1047	SCREW, 4MM, FOCUS ADJUST	1	1			
92009A	92009-1157	SCREW, 5MM, BLACK	4	4			
92009B	92009-1188	SCREW, 5x12	2	2			
92009C	92009-1189	SCREW, 5x8	2	2			
92015	23020-018	NUT, 4MM, FOCUS ADJUST	1	1			
92015A	92015-1253	NUT, 5MM	2	2			
92022	92022-263	WASHER, 5.2X16X1.2	2	2			
92027	92027-1583	COLLAR, WITH SLIT, 5.2X8X5	2	2			
92069	92069-1002	BULB, 12V 60/55W, H4	1	1			
92075	92075-1482	DAMPER, HEAD LAMP HOLDER	2	2			
92081	92081-1103	SPRING, HEAD LAMP LENS	1	1			
220	220B0445	SCREW-PAN-CROS	3	3			
410	410B0400	WASHER-PLAIN-SMALL, 4MM	3	3			
410A	410C0500	WASHER-PLAIN-SMALL, 5MM, BLACK	4	4			

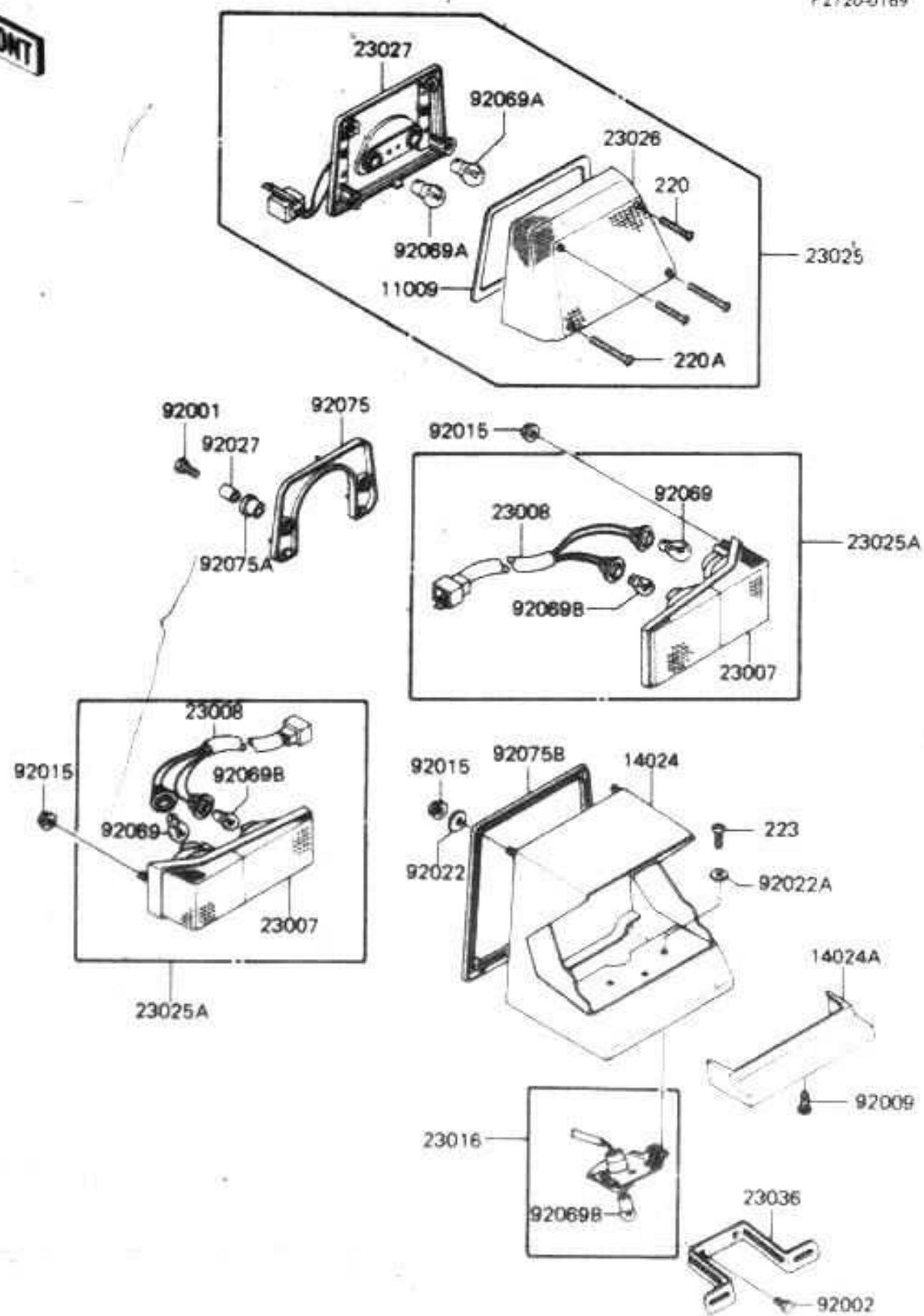
**This catalog covers:
'87-'88 ZN1300-A5/A6 Chassis**

**This grid covers:
Taillight**

Kawasaki Motors Corp. U.S.A

F2720-0169

FRONT

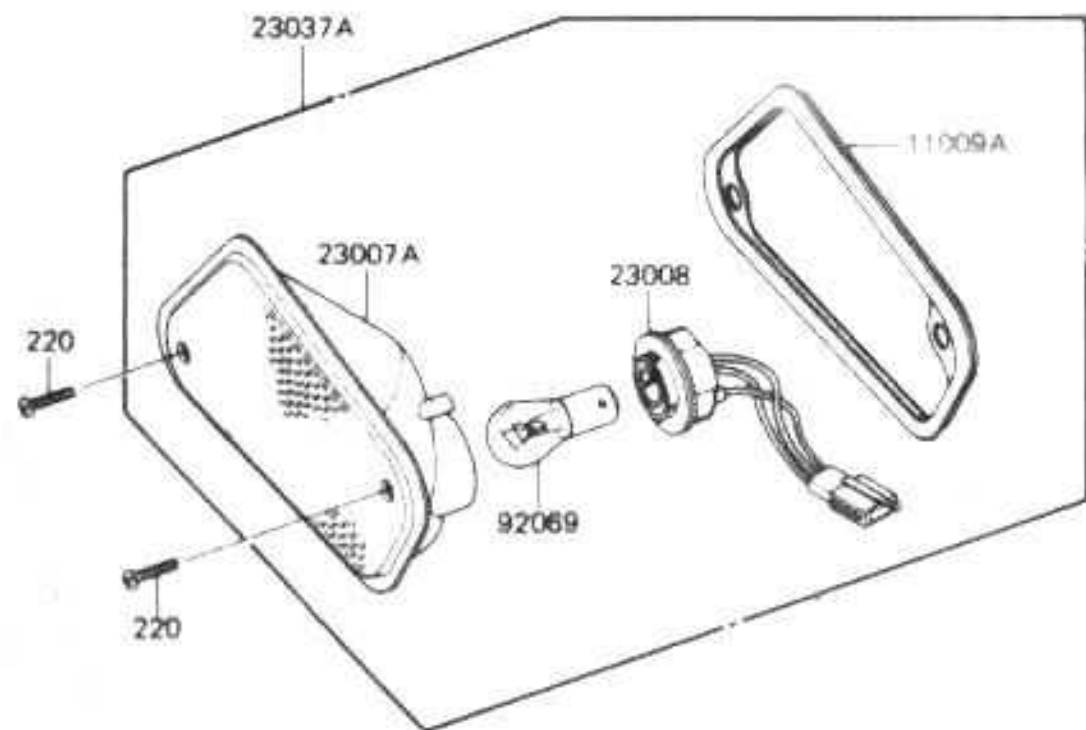
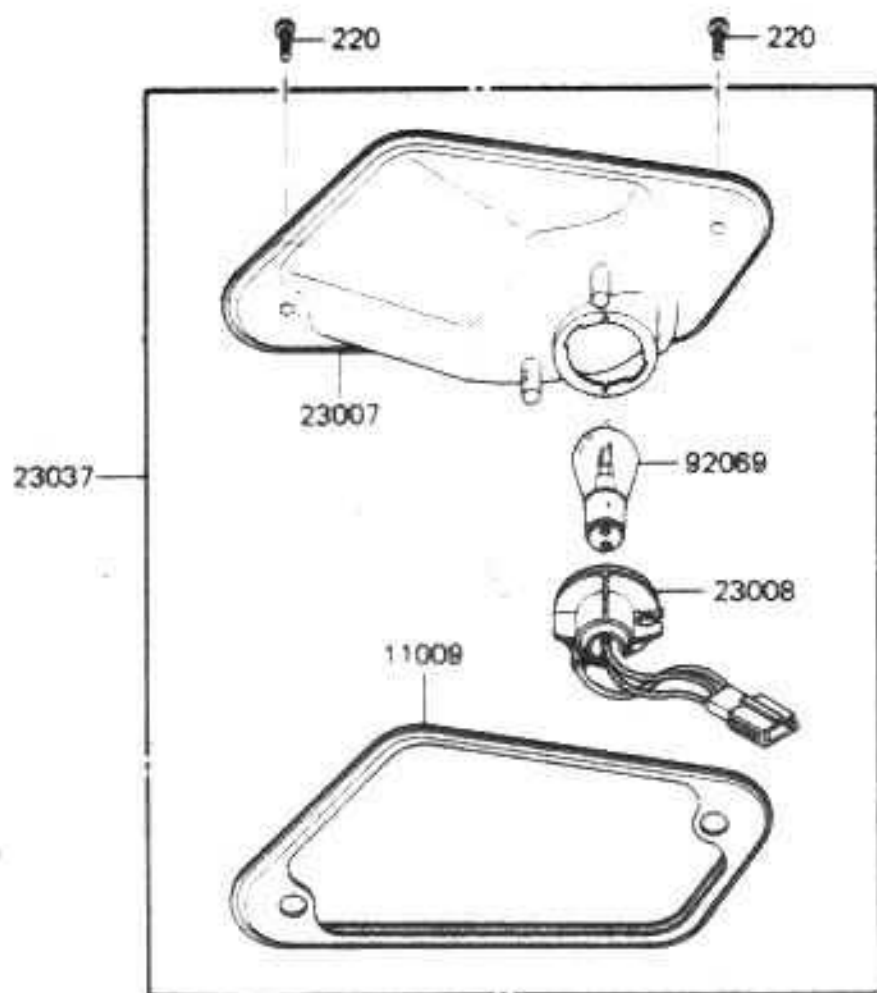


Ref. No.	Part No.	Description	Spec Code	Quantity- ZN1300			
				'87	'88		
				A5	A6		
11009	11009-1098	GASKET, TAIL LAMP LENS	1	1			
14024	14025-1669	COVER, TAIL LAMP, UPP	1	1			
14024A	14025-1670	COVER, TAIL LAMP, LWR	1	1			
23007	23007-1101	LENS-COMP, TAIL&SIGNAL LAMP	2	2			
23008	23008-1203	SOCKET-ASSY, TAIL&SIGNAL LAMP	2	2			
23016	23016-1024	LAMP-ASSY, LICENSE PLATE	1	1			
23025	23025-1049	LAMP-TAIL, & STOP	1	1			
23025A	23025-1050	LAMP-TAIL, & TURN SIGNAL	2	2			
23026	23026-1055	LENS, TAIL LAMP	1	1			
23027	23027-1054	BODY-COMP-TAIL LAMP	1	1			
23036	23036-1054	BRACKET-TAIL LAMP	1	1			
92001	92001-1776	BOLT, 6X30	2	2			
92002	92002-1260	BOLT, 6X14	2	2			
92009	92008-010	SCREW, TAPPING, 4X14	1	1			
92015	92015-1259	NUT, FLANGED, 5MM	8	8			
92022	92022-104	WASHER, 5, 5X20X1.2	4	4			
92022A	92022-1245	WASHER, 4X12X1	2	2			
92027	92027-1316	COLLAR, 6, 8X10X17, 6	2	2			
92069	92069-055	BULB, 12V 32CP (25W)	2	2			
92069A	92069-059	BULB, 12V 27/8W	2	2			
92069B	92069-1012	BULB, 12V 8W	3	3			
92075	92075-1111	DAMPER, TAIL LAMP	1	1			
92075A	92075-1367	DAMPER, TAIL LAMP	2	2			
92075B	92075-1471	DAMPER, TAIL LAMP COVER	1	1			
220	220B0445	SCREW-PAN-CROS	2	2			
220A	220B0460	SCREW-PAN-CROS	2	2			
223	223B0412	SCREW-PAN-WS-CROS	2	2			

**This catalog covers:
'87-'88 ZN1300-A5/A6 Chassis**

F2730-0129

FRONT



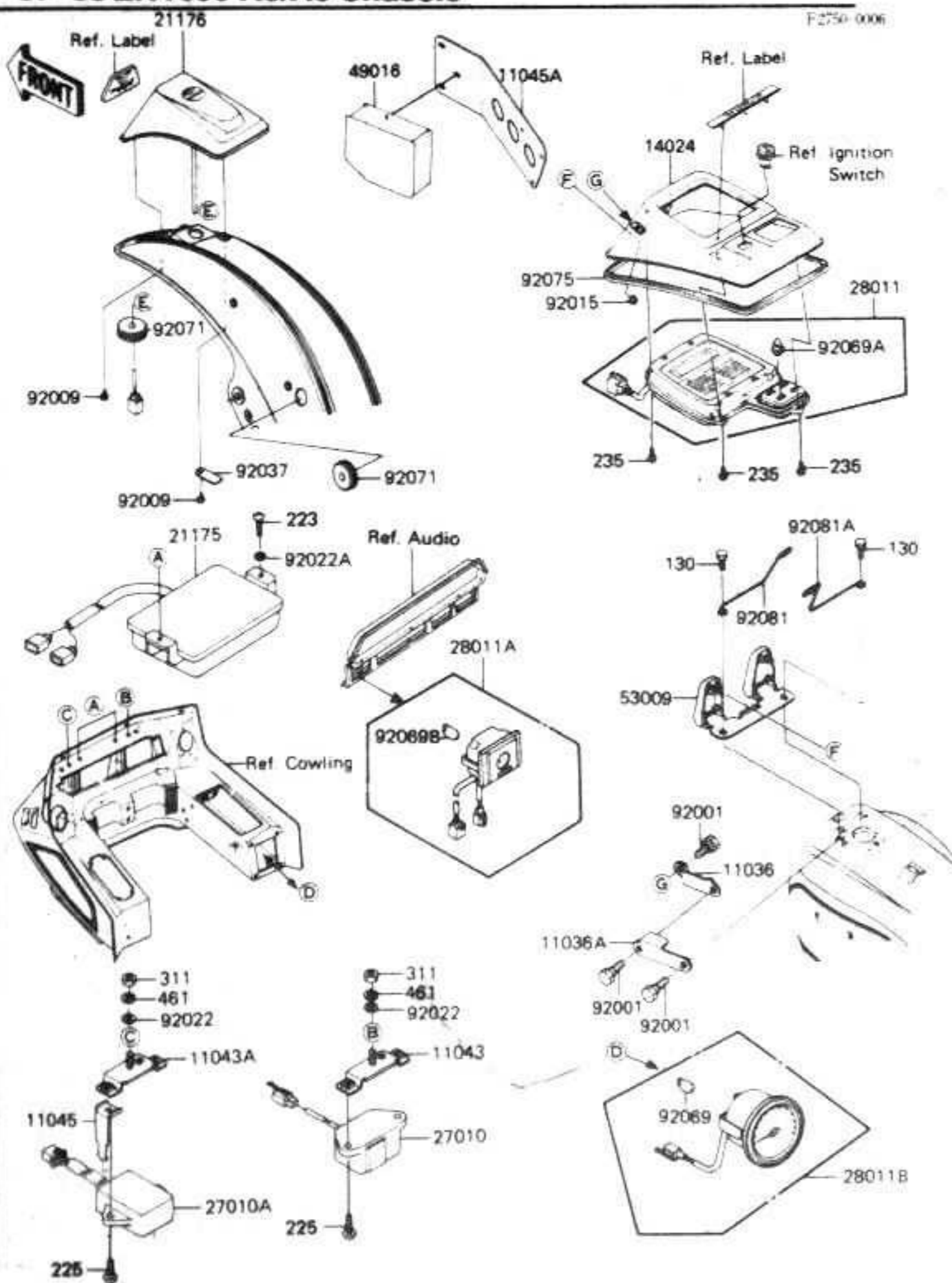
**This grid covers:
Front Turn Signal**

Ref. No.	Part No.	Description	Spec Code	Quantity- ZN1300			
				'87	'88		
				A5	A6		
11009	11009-1339	GASKET,SIGNAL LAMP,FR,RH	1	1			
11009A	11009-1340	GASKET,SIGNAL LAMP,FR,LH	1	1			
23007	23007-1056	LENS-COMP,SIGNAL LAMP,FR,RH	1	1			
23007A	23007-1057	LENS-COMP,SIGNAL LAMP,FR,LH	1	1			
23008	23008-1184	SOCKET-ASSY,SIGNAL LAMP,FR	2	2			
23037	23037-1148	LAMP-ASSY-SIGNAL,FR,RH	1	1			
23037A	23037-1149	LAMP-ASSY-SIGNAL,FR,LH	1	1			
92069	92069-060	BULB,12V 32/3CP(23/8W)	2	2			
220	220B0420	SCREW-PAN-CROS	4	4			

**This catalog covers:
'87-'88 ZN1300-A5/A6 Chassis**

**This grid covers:
Drive Computer/Electronic Equipment**

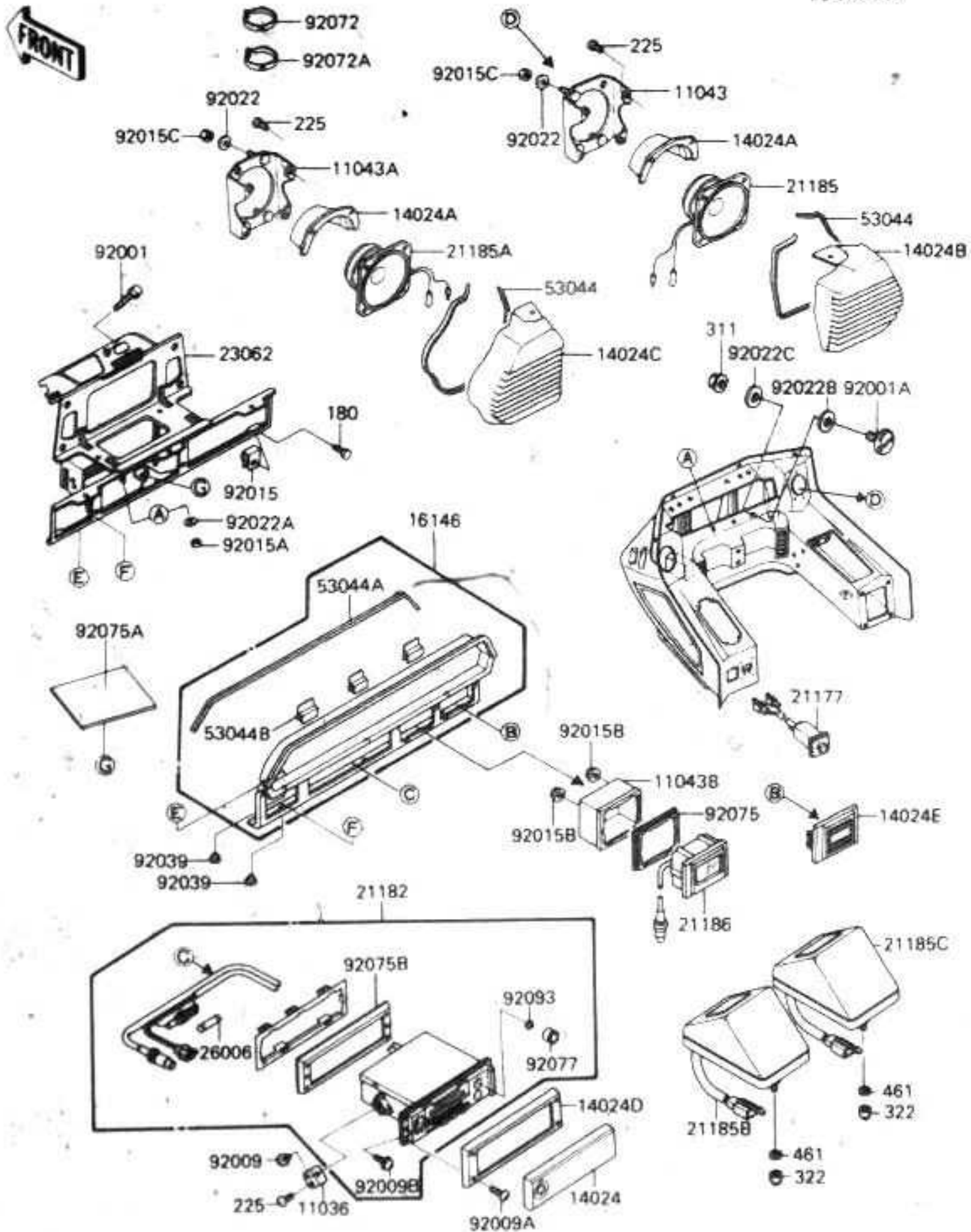
F2750-0006



Ref. No.	Part No.	Description	Spec Code	Quantity- ZN1300		
				'87	'88	
				A5	A6	
11036	11036-1950	BRACKET-A, STOPPER		1	1	
11036A	11036-1951	BRACKET-A, STOPPER		1	1	
11043	11043-1253	BRACKET		1	1	
11043A	11043-1254	BRACKET		1	1	
11045	11045-1984	BRACKET, CRUISE RELAY		1	1	
11045A	11045-1996	BRACKET, AUTO CRUISE		1	1	
14024	14025-1641	COVER, DRIVE COMPUTER		1	1	
21175	21175-1009	CONTROL UNIT-ELECTRONIC		1	1	
21176	21176-1005	SENSOR, QUARTER		1	1	
27010	27010-1066	SWITCH, RESERV LIGHTING		1	1	
27010A	27010-1153	SWITCH, TURN SIGNAL OPERATION		1	1	
28011	28011-1037	METER, DRIVE COMPUTER		1	1	
28011A	28011-1038	METER, COMPASS		1	1	
28011B	28011-1039	METER, AIR SUSPENSION		1	1	
49016	49016-1133	COVER-SEAL, AUTO CRUISE		1	1	
53009	53009-1037	HINGE, DRIVE COMPUTER COVER		1	1	
92001	92001-1815	BOLT, STOPPER		3	3	
92009	92009-1158	SCREW, 4X16, BLACK		3	3	
92015	92015-1259	NUT, FLANGED, 5MM		2	2	
92022	92022-1346	WASHER, 6.5X20X1.6, BLACK		2	2	
92022A	92022-263	WASHER, 5.2X16X1.2		2	2	
92037	92037-1490	CLAMP, SENSOR LEAD		1	1	
92069	92069-1007	BULB, 12V 3.4W		1	1	
92069A	92069-1056	BULB, 12V 1.4W		3	3	
92069B	92069-1059	BULB, 12V 1.7W		1	1	
92071	92071-1058	GROMMET, SENSOR LEAD		2	2	
92075	92075-1460	DAMPER, COVER		1	1	
92081	92081-1546	SPRING, LH		1	1	
92081A	92081-1547	SPRING, RH		1	1	
130	130B0512	BOLT-FLANGED, 5X12		2	2	
223	223B0520	SCREW-PAN-WS-CROS, 5X20		2	2	
225	225B0620	SCREW-PAN-WSP-CROS		4	4	
235	235B0514	SCREW-PAN-WP-CROS		4	4	
311	311C0600	NUT-HEX, 6MM, BLACK		2	2	
461	461K0600	WASHER-SPRING, 6MM, BLACK		2	2	

This catalog covers:
'87-'88 ZN1300-A5/A6 Chassis

F2750A-0007



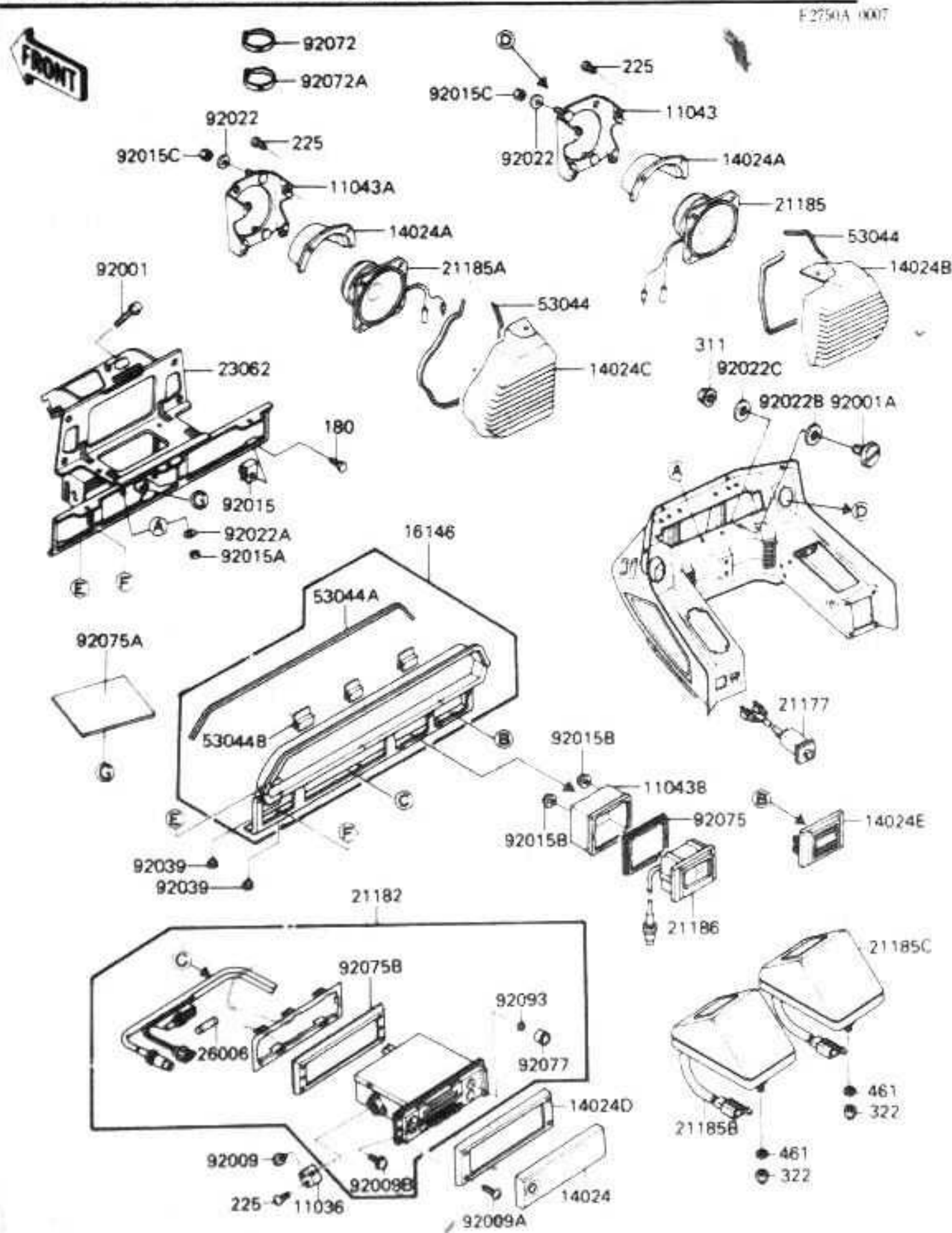
This grid covers:
Audio (1/2)

Ref. No.	Part No.	Description	Spec Code	Quantity- ZN1300			
				'87		'88	
				A5	A6		
11036	11036-1969	BRACKET-A, CASSETTE DECK	2	2			
11043	11043-1321	BRACKET-B, SPEAKER, RH	1	1			
11043A	11043-1322	BRACKET-B, SPEAKER, LH	1	1			
11043B	11043-1359	BRACKET-B, RADIO INDICATOR	1	1			
14024	14025-1685	COVER, ANTI THEFT	1	1			
14024A	14025-1686	COVER, SPEAKER	2	2			
14024B	14025-1780	COVER, SPEAKER, RH	1	1			
14024C	14025-1781	COVER, SPEAKER, LH	1	1			
14024D	14025-1789	COVER, CASSETTE DECK	1	1			
14024E	14025-1790	COVER, CB INDICATOR	1	1			
16146	16146-1054	COVER-ASSY, METER	1	1			
21177	21177-1051	CONTROLLER	1	1			
21182	21182-1051	CASSETTE-DECK	1	1			
21185	21185-1053	SPEAKER, RH	1	1			
21185A	21185-1054	SPEAKER, LH	1	1			
21185B	21185-1059-PS	SPEAKER, RR, LH, L.V. RED	1	1			
21185C	21185-1060-PS	SPEAKER, RR, RH, L.V. RED	1	1			
21186	21186-1051	INDICATOR-DIGITAL, RADIO-TUNER	1	1			
23062	23062-1034	BRACKET-COMP, CASSETTE DECK	1	1			
26006	26006-1001	FUSE, 2A, L=30	1	1			
53044	53044-1112	TRIM, SPEAKER COVER, L=500	2	2			
53044A	53044-1116	TRIM, METER COVER	1	1			
53044B	53044-1118	TRIM, METER COVER	3	3			
92001	92001-1764	BOLT, W/SP, 6X18	2	2			
92001A	92001-1879	BOLT, SPEAKER SWITCH	1	1			
92009	92009-1259	SCREW, PAN-CROS, W/WASHER	2	2			
92009A	92009-1268	SCREW, SOCKET, 5X8	4	4			
92009B	92009-1278	SCREW, 3X6	2	2			
92015	92015-1248	NUT	2	2			
92015A	92015-1262	NUT, LOCK 6MM	2	2			
92015B	92015-1319	NUT, FLANGED, 4MM	4	4			
92015C	92016-062	NUT, 6MM	6	6			
92022	92022-125	WASHER, 6.5X20X1.6	6	6			
92022A	92022-1346	WASHER, 6.5X20X1.6, BLACK	2	2			
92022B	92022-1515	WASHER, 12.3X22X1.6	1	1			
92022C	92022-228	WASHER, 7X24X1.6	1	1			
92039	92039-1041	RIVET	6	6			
92072	92072-031	BAND, L=149	8	8			
92072A	92072-032	BAND, L=218	2	2			
92075	92075-1577	DAMPER, INDICATOR DIGITAL	1	1			

CONTINUED NEXT PAGE

**This catalog covers:
'87-'88 ZN1300-A5/A6 Chassis**

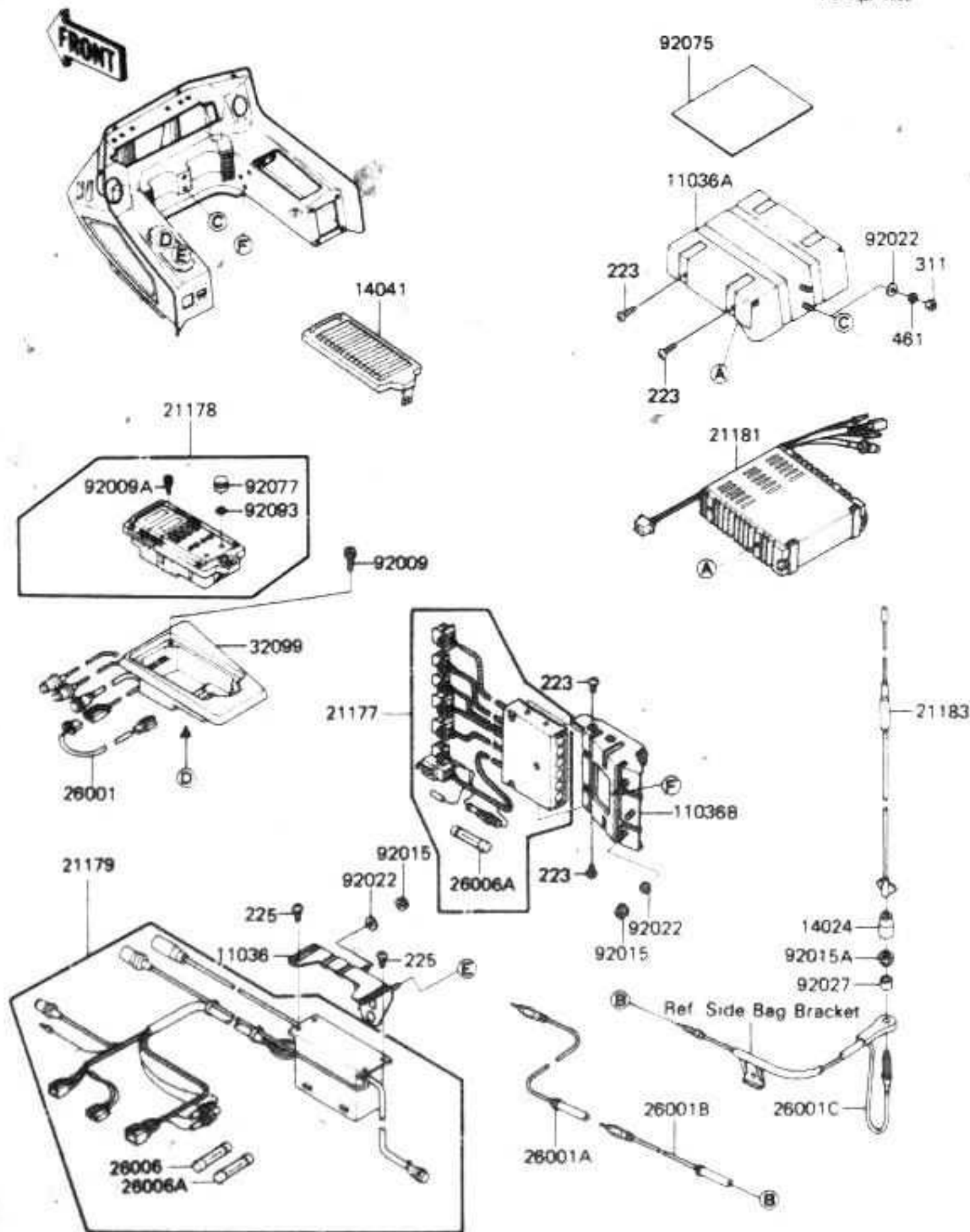
**This grid covers:
Audio (2/2)**



Ref. No.	Part No.	Description	Spec Code	Quantity - ZN1300	
				'87	'88
92075A	92075-1584	DAMPER, CASSETTE DECK			
92075B	92075-1607	DAMPER, CASSETTE			
92077	92077-1053	KNOB, CASSETTE DECK			
92093	92093-1155	SEAL, CASSETTE DECK			
180	180C0618	BOLT-UPSET-WS			
225	225B0410	SCREW-PAN-WSP-CROS			
311	311B0600	NUT-HEX, 6MM			
322	322N0600	NUT-CAP, 6MM			
461	461F0600	WASHER-SPRING, 6MM			

**This catalog covers:
'87-'88 ZN1300-A5/A6 Chassis**

F2754B1-0008

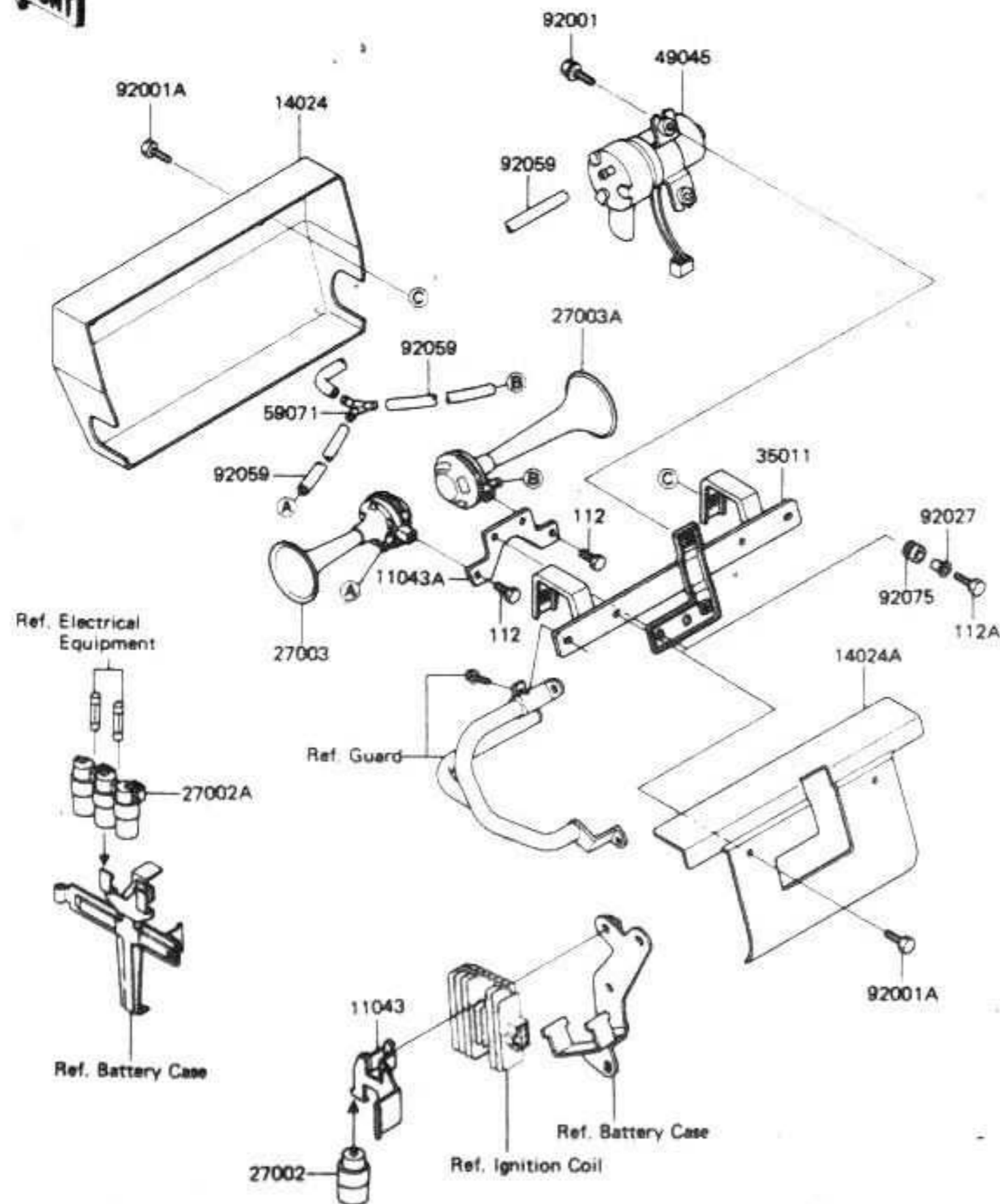


**This grid covers:
Audio A**

Ref. No.	Part No.	Description	Spec Code	Quantity- ZN1300	
				'87 A5	'88 A6
11036	11036-1955	BRACKET-A, RADIO		1	1
11036A	11036-1956	BRACKET-A, AMPLIFIER		1	1
11036B	11036-1957	BRACKET-A, CONTROLER		1	1
14024	14024-1607	COVER, ANTENNA		1	1
14041	14041-1023	COVER-COMP, CONTROL SWITCH		1	1
21177	21177-1001	CONTROLLER, MIXING		1	1
21178	21178-1051	CONTROL-SWITCH		1	1
21179	21179-1001	RADIO-TUNER		1	1
21181	21181-1055	AMPLIFIER		1	1
21183	21183-1051	ANTENNA, ROD		1	1
26001	26001-1563	HARNESS, CONTROL SWITCH		1	1
26001A	26001-1564	HARNESS, ANTENNA		1	1
26001B	26001-1565	HARNESS, ANTENNA		1	1
26001C	26001-1566	HARNESS, ANTENNA		1	1
26006	26006-1001	FUSE, 2A, L=30		1	1
26006A	26006-1055	FUSE, 1A, L=30		2	2
32099	32099-1053	CASE, CONTROL SWITCH		1	1
92009	92009-1267	SCREW, SOCKET, 5MM		4	4
92009A	92009-1268	SCREW, SOCKET, 5X8		12	12
92015	92015-1262	NUT, LOCK 6MM		6	6
92015A	92015-1313	NUT, ANTENNA		1	1
92022	92022-1346	WASHER, 6, 5X20X1.6, BLACK		8	8
92027	92027-1681	COLLAR, ANTENNA		1	1
92075	92075-1076	DAMPER		1	1
92077	92077-1053	KNOB, CASSETTE DECK		2	2
92093	92093-1155	SEAL, CASSETTE DECK		2	2
223	223B0510	SCREW-PAN-WS-CROS		8	8
225	225B0410	SCREW-PAN-WSP-CROS		4	4
311	311C0600	NUT-HEX, 6MM, BLACK		2	2
461	461K0600	WASHER-SPRING, 6MM, BLACK		2	2

This catalog covers:
 '87-'88 ZN1300-A5/A6 Chassis

F2760-0272

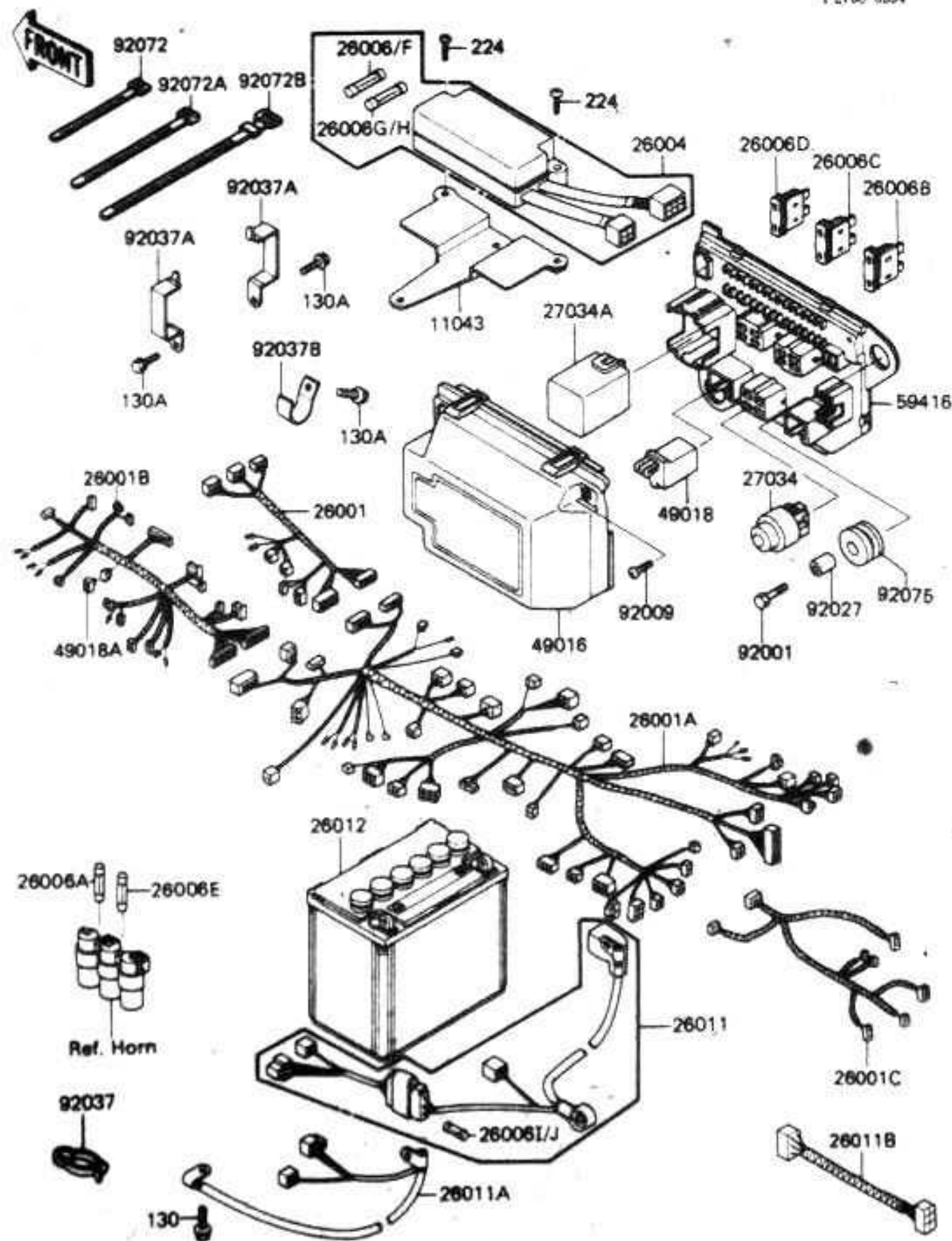


This grid covers:
 Horn

Ref. No.	Part No.	Description	Spec Code	Quantity - ZN1300			
				'87	'88		
				A5	A6		
11043	11043-1319	BRACKET-B, FAN RELAY	1	1			
11043A	11043-1327	BRACKET-B, AIR HORN	1	1			
14024	14025-1785	COVER, AIR HORN, FR	1	1			
14024A	14025-1786	COVER, AIR HORN, RR	1	1			
27002	27002-1051	RELAY-ASSY	2	2			
27002A	27002-1052	RELAY-ASSY	1	1			
27003	27003-1202	HORN, AIR, HIGH	1	1			
27003A	27003-1203	HORN, AIR, LOW	1	1			
35011	35011-1205	STAY, AIR HORN	1	1			
49045	49045-1051	PUMP-ASSY-AIR, HORN	1	1			
59071	59071-1101	JOINT, HORN	1	1			
92001	92001-1460	BOLT, 6X20	2	2			
92001A	92001-1826	BOLT, 6X20	4	4			
92027	92027-194	COLLAR, L=11.1	2	2			
92059	92059-1354	TUBE, AIR HORN	3	3			
92075	92075-277	DAMPER	2	2			
112	112B0610	BOLT-UPSET	2	2			
112A	112B0620	BOLT-UPSET	2	2			

This catalog covers:
'87-'88 ZN1300-A5/A6 Chassis

F2760-0394



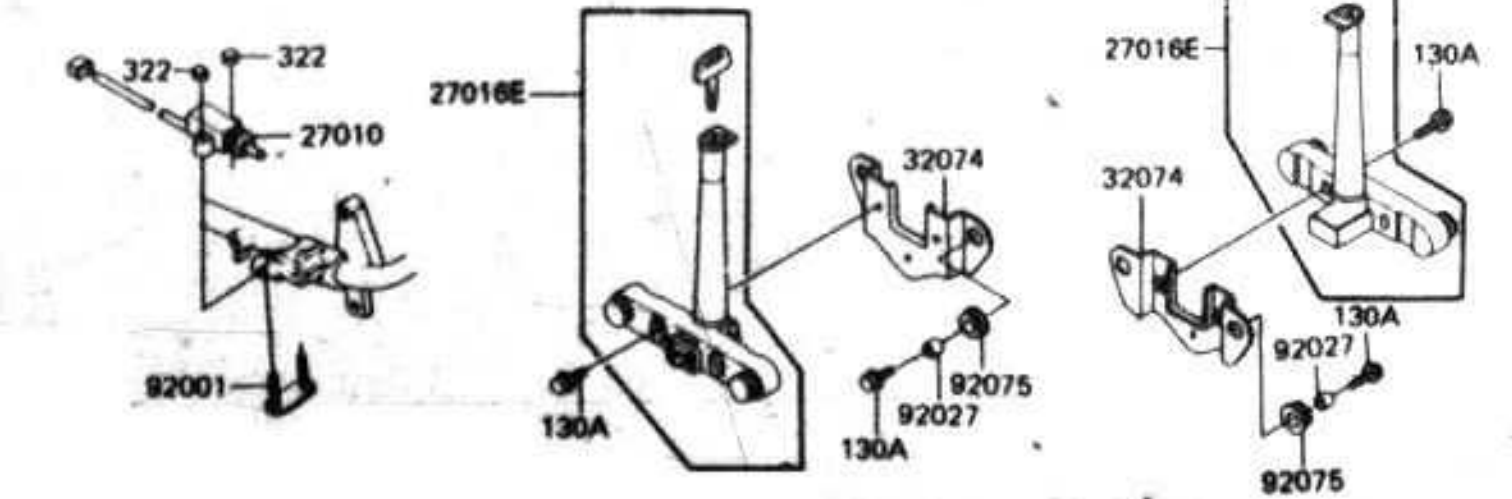
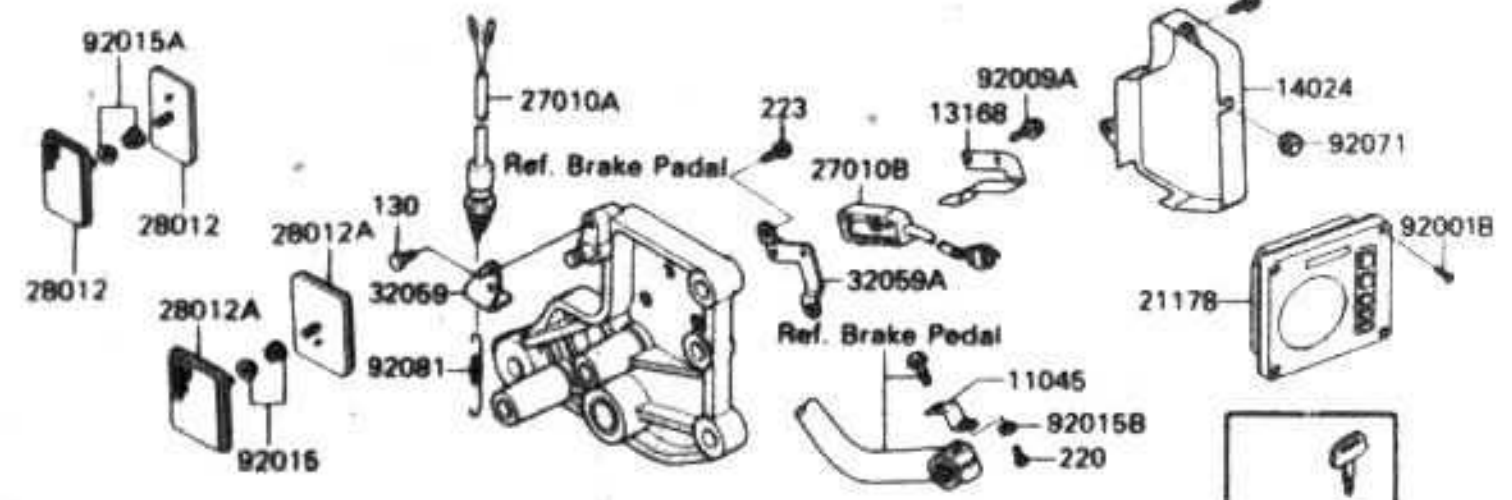
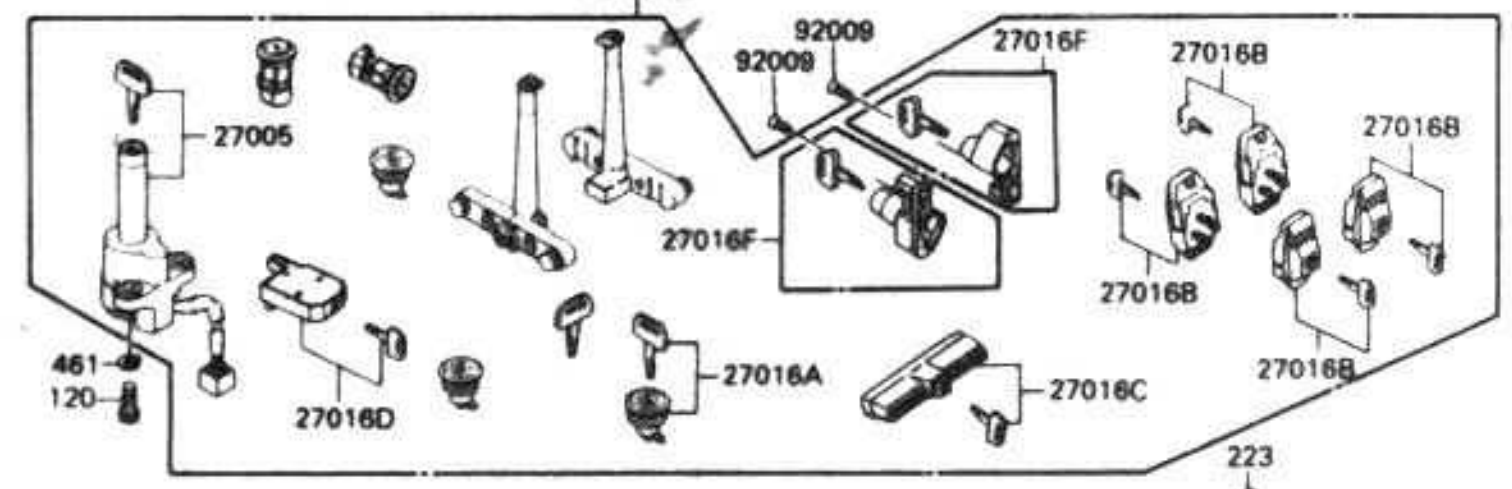
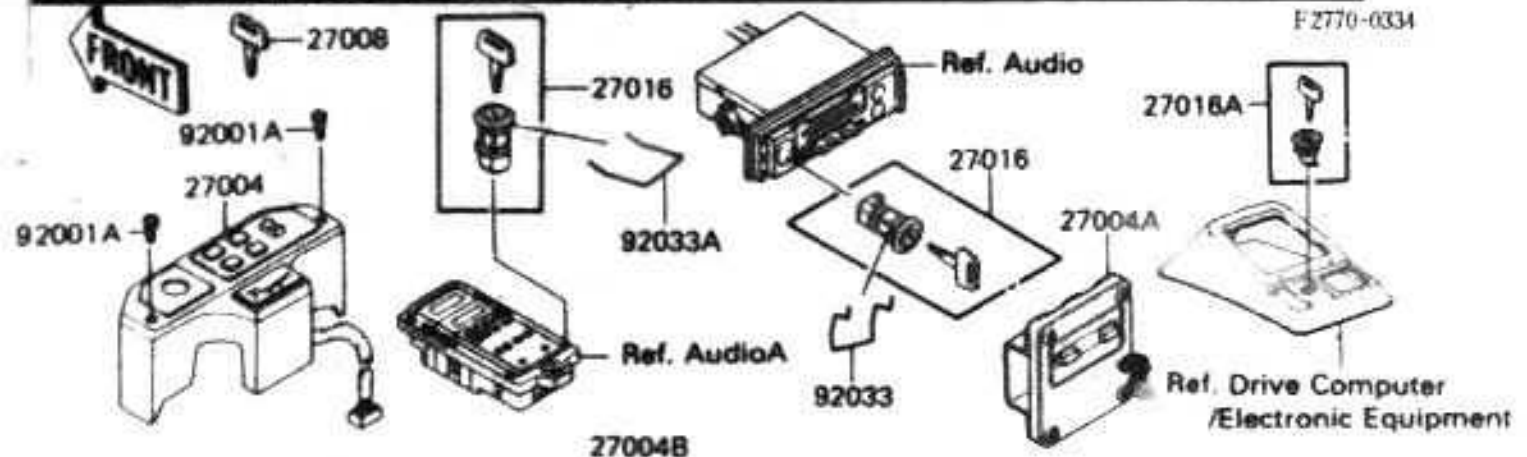
This grid covers:
Chassis Electrical Equipment

Kawasaki Motors Corp., U.S.A.

Ref. No.	Part No.	Description	Spec Code	Quantity- ZN1300	
				'87 A5	'88 A6
11043	11043-1317	BRACKET-B, SUB FUSE		1	1
26001	26001-1576	HARNESS, SUB, COWLING RH		1	1
26001A	26001-1868	HARNESS, MAIN		1	1
26001B	26001-1869	HARNESS, SUB, COWLING, LH		1	1
26001C	26001-1872	HARNESS, RR		1	1
26004	26004-1052	FUSE-ASSY		1	1
26006	26006-005	FUSE, 20A, L=25		3	3
26006A	26006-006	FUSE, 20A, L=26		1	1
26006B	26006-1006	FUSE, 30A-G		2	2
26006C	26006-1007	FUSE, 10A-R		7	7
26006D	26006-1051	FUSE, 20A-Y		2	2
26006E	26006-1052	FUSE, 3A, L=30		1	1
26006F	26006-1053	FUSE, 5A, L=25		2	2
26006G	26006-1054	FUSE, 3A, L=30		1	1
26006H	26006-1055	FUSE, 1A, L=30		1	1
26006I	26006-1056	FUSE, 20A, L=30		1	1
26006J	26006-1057	FUSE, 1A, L=30		2	2
26011	26011-1190	WIRE-LEAD, BATTERY		1	1
26011A	26011-1191	WIRE-LEAD, BATTERY GROUND		1	1
26011B	26011-1410	WIRE-LEAD, CRUISE CONTROL UNIT		1	1
26012	26012-1079	BATTERY, 12V24AH, 12N24-3 (YUASA)		1	1
27034	27034-1006	RELAY, STARTER		3	3
27034A	27034-1007	RELAY, FLASHER		1	1
49016	49016-1050	COVER-SEAL		1	1
49018	49018-1006	DIODE		2	2
49018A	49018-1055	DIODE		1	1
59416	59416-1056	CASE-ELECTRIC		1	1
92001	92001-1774	BOLT, 6X22		2	2
92009	92009-1021	SCREW, TAPPING, 4X10		2	2
92027	92027-162	COLLAR, 6, 8X10X12		2	2
92037	92037-093	CLAMP, CABLE		1	1
92037A	92037-1469	CLAMP, HARNESS		2	2
92037B	92037-1492	CLAMP, HARNESS		1	1
92072	92072-030	BAND, L=123		8	8
92072A	92072-032	BAND, L=218		1	1
92072B	92072-056	BAND, L=186		3	3
92075	92075-1562	DAMPER		2	2
130	130B0610	BOLT-FLANGED, 6X10		1	1
130A	130C0610	BOLT-FLANGED, 6X10, BLACK		3	3
224	224C0520	SCREW-PAN-WP-CROS		2	2

**This catalog covers:
'87-'88 ZN1300-A5/A6 Chassis**

**This grid covers:
Ignition Switch/Locks/Reflectors (2/2)**



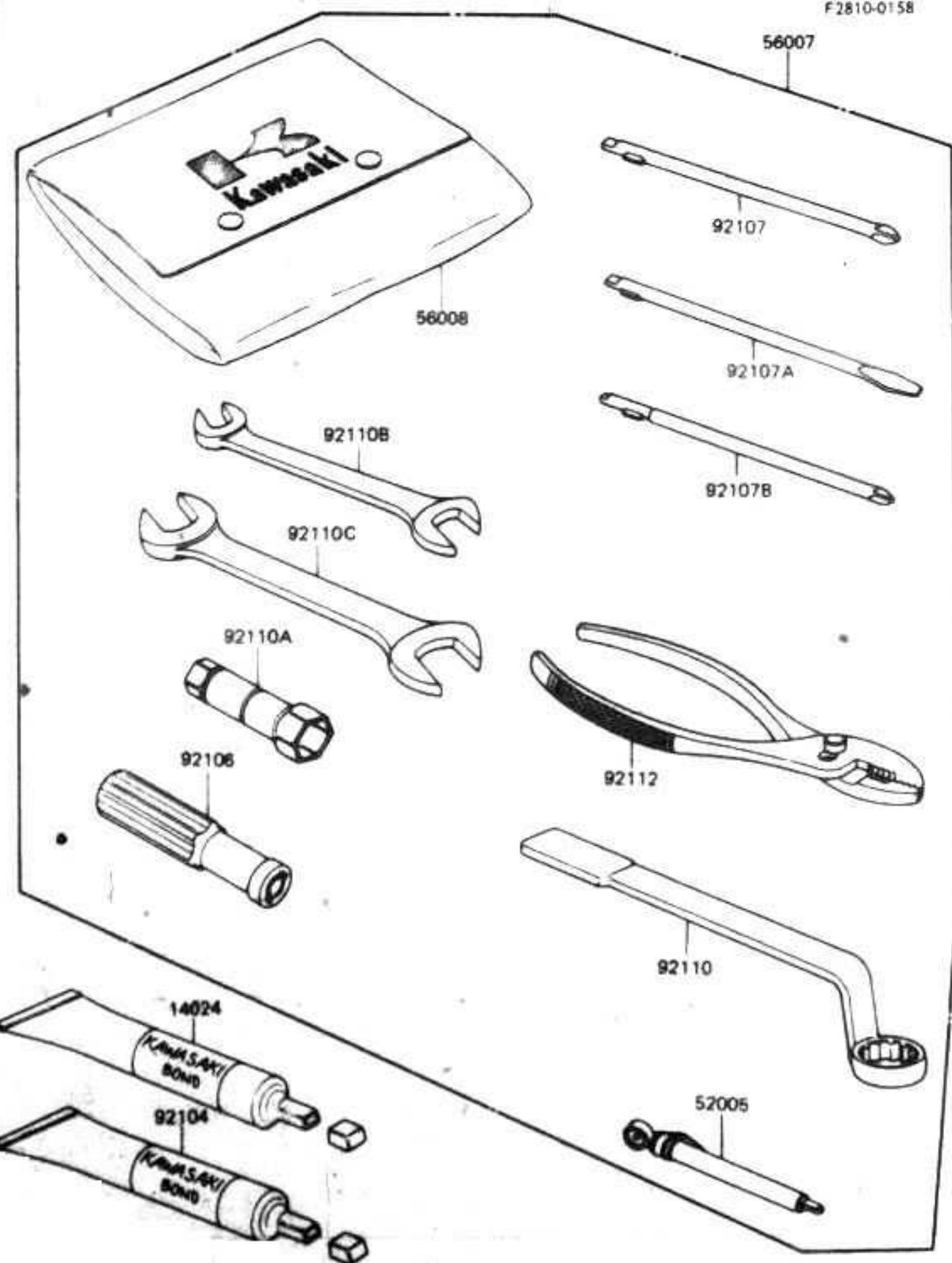
Ref. No.	Part No.	Description	Quantity - ZN1300	
			'87 A5	'88 A6
130	130D0610	BOLT-FLANGED	1	1
130A	130D0620	BOLT-FLANGED	8	8
220	220B0420	SCREW-PAN-CROS	1	1
223	223C0510	SCREW-PAN-WS-CROS	4	4
322	322C0500	NUT-CAP	2	2
461	461L0800	WASHER-SPRING	2	2

**This catalog covers:
'87-'88 ZN1300-A5/A6 Chassis**

**This grid covers:
Owner Tools**

Kawasaki Motors Corp. U.S.A.

F2810-0158

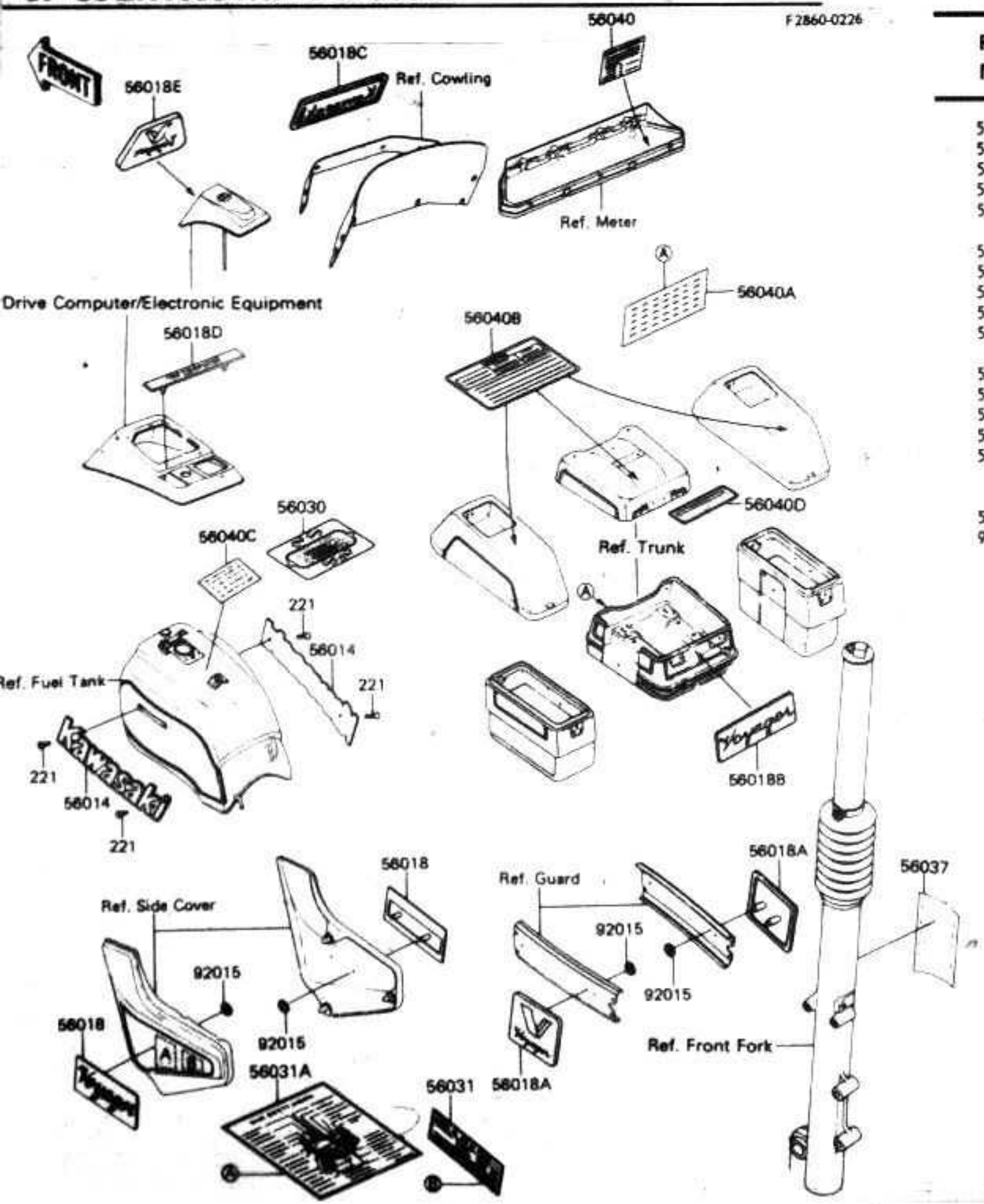


Ref. No.	Part No.	Description	Spec Code	Quantity ZN1300	
				'87	'88
				A5	A6
14024	56019-120	THREE BOND TB1211,HT/RS,WHITE	1	1	
52005	52005-1031	GAUGE,AIR,3.5KG/CM2	1	1	
56007	56007-1178	TOOLKIT	1	1	
56008	56008-1051	BAG,TOOL	1	1	
57002			1	1	
92104	92104-002	GASKET-LIQUID,TUBE,1DOG,SILVER	1	1	
92106	92106-1002	GRIP-SCREW DRIVER	1	1	
92107	92107-006	TOOL-DRIVER,#2PHILLIPS	1	1	
92107A	92107-007	TOOL-DRIVER,#2SLOT	1	1	
92107B	92107-008	TOOL-DRIVER,#3PHILLIPS	1	1	
92110	92110-1026	TOOL-WRENCH,OFFSET,17MM	1	1	
92110A	92110-1027	TOOL-WRENCH,SPARK PLUG	1	1	
92110B	92110-1038	TOOL-WRENCH,OPEN END,10X12	1	1	
92110C	92110-1045	TOOL-WRENCH,OPEN END,14X17	1	1	
92112	92112-003	TOOL-PLIERS	1	1	

**This catalog covers:
'87-'88 ZN1300-A5/A6 Chassis**

**This grid covers:
Labels**

F 2860-0226

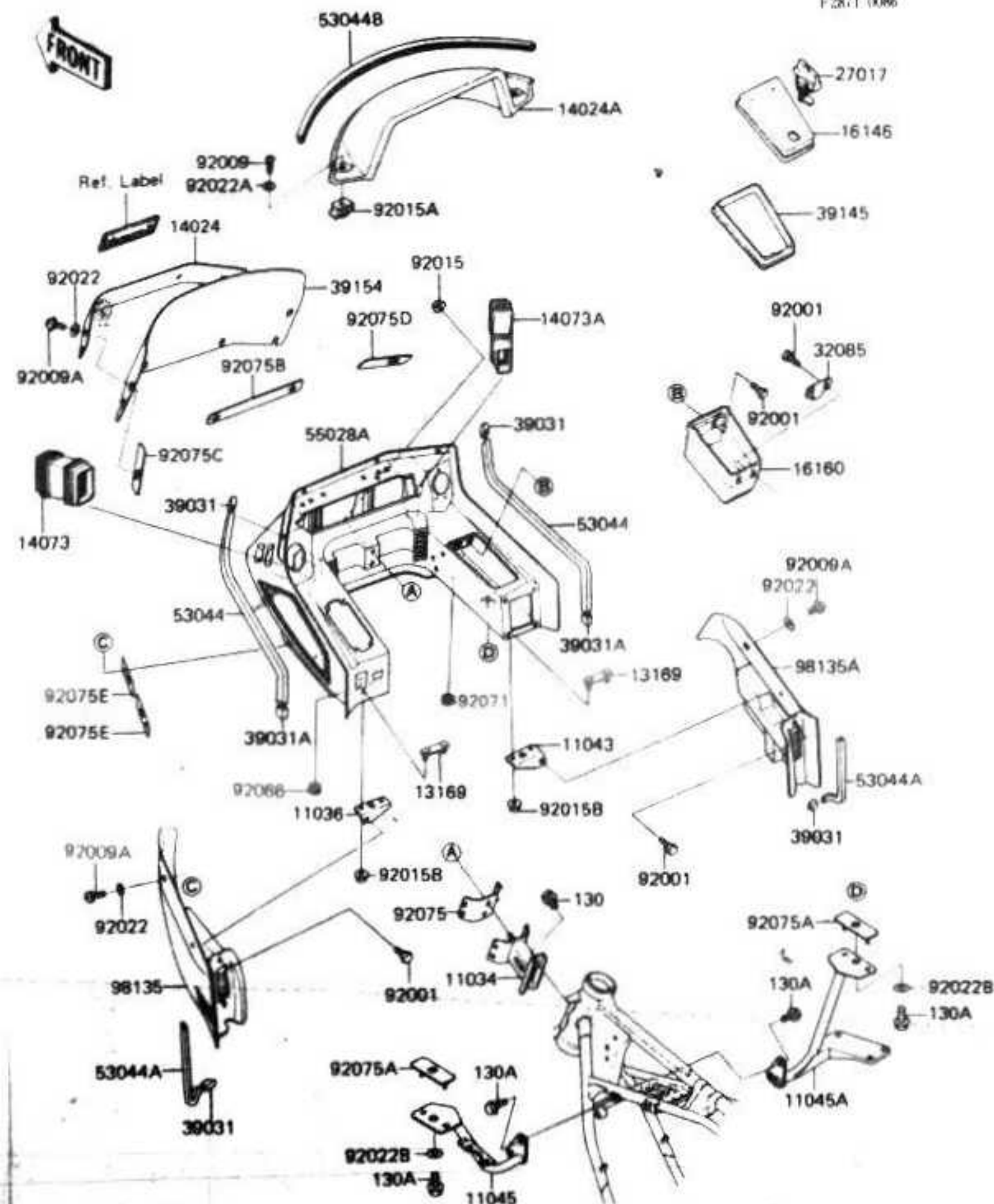


Ref. No.	Part No.	Description	Spec Code	Quantity - ZN1300			
				'87	'88	A5	A6
56014	56014-1058	EMBLEM, FUEL TANK		2	2		
56018	56018-1421	MARK, SIDE COVER, "VOYAGER"		2	2		
56018A	56018-1422	MARK, SIDEBAG		2	2		
56018B	56018-1423	MARK, TRUNK, "VOYAGER"		1	1		
56018C	56018-1424	MARK, COWLING, "KAWASAKI"		1	1		
56018D	56018-1425	MARK, TRIP COMPUTER		1	1		
56018E	56018-1426	MARK, COMPASS SENSOR COVER		1	1		
56030	56030-1087	LABEL, RIDING & SAFETY		1	1		
56031	56031-1321	LABEL-MANUAL, ENGINE OIL		1	1		
56031A	56031-1323	LABEL-MANUAL, DAILY SAFETY		1	1		
56037	56037-1387	LABEL-SPECIFICATION, TIRE & LOAD		1	1		
56040	56040-1007	LABEL-WARNING, BREAK IN CAUTION		1	1		
56040A	56040-1109	LABEL-WARNING, TRUNK ADJUST		1	1		
56040B	56040-1114	LABEL-WARNING, MAXIMUM LOAD		3	3		
56040C	56040-1121	LABEL-WARNING, EVAPO		1	1		
			CA	1	1		
56040D	56040-1222	LABEL-WARNING, MAXIMUM LOAD		1	1		
92015	92018-005	NUT, PUSH, 3MM		8	8		
221	221C0306	SCREW-CSK-CROS		4	4		

This catalog covers:
 '87-'88 ZN1300-A5/A6 Chassis

This grid covers:
 Fairing (1/2)

F2871 (0/86)



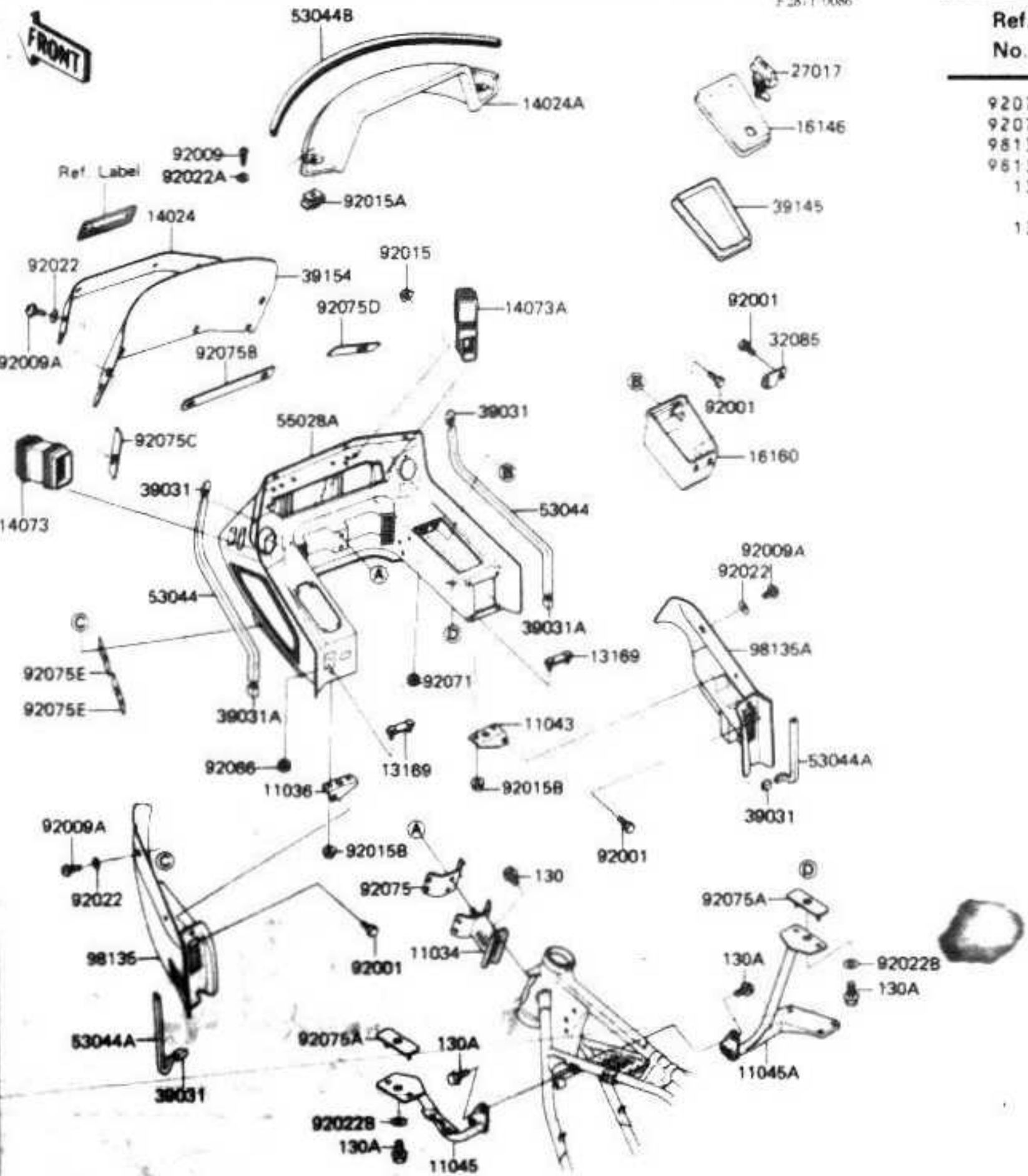
Ref. No.	Part No.	Description	Spec Code	Quantity - ZN1300	
				'87 A5	'88 A6
11034	11034-1485	BRACKET, COWLING		1	1
11036	11036-1996	BRACKET-A, COWLING, LH		1	1
11043	11043-1055	BRACKET-B, COWLING, RH		1	1
11045	11045-1985	BRACKET, COWLING, UPP, LH		1	1
11045A	11045-1986	BRACKET, COWLING, UPP, RH		1	1
13169	13169-1612	PLATE, COWLING BRACKET		2	2
14024	14025-1663	COVER, WIND SHIELD		1	1
14024A	14025-1784	COVER, METER		1	1
14073	14073-1101	DUCT, COWLING, LH		1	1
14073A	14073-1102	DUCT, COWLING, RH		1	1
16146	16146-1014	COVER-ASSY, COWLING POCKET		1	1
16160	16160-1013	BODY, STORAGE CASE		1	1
27017	27017-1103	LOCK, BAG		1	1
32085	32085-1159	STOPPER, COWLING COVER LOCK		1	1
39031	39031-1052	CAP-END, COWLING TRIM		4	4
39031A	39031-1054	CAP-END, COWLING TRIM		2	2
39145	39145-1007	TRIM-SEAL, STORAGE CASE		1	1
39154	39154-1013	WINDSHIELD, COWLING		1	1
53044	53044-1043	TRIM, COWLING, UPP		2	2
53044A	53044-1044	TRIM, COWLING, LWR		2	2
53044B	53044-1113	TRIM, METER COVER		1	1
55028A	55028-5356-T1	COWLING, UPP, RED/GRAYSTONE		1	1
92001	92001-1825	BOLT		6	6
92009	92009-1182	SCREW, 5X12, BLACK		2	2
92009A	92009-1256	SCREW, 6X22, BLACK		8	8
92015	92015-1183	NUT, FLANGED, 8MM, BLACK		2	2
92015A	92015-1261	NUT, COVER, SIDE		2	2
92015B	92015-1367	NUT, FLANGED, 6MM		4	4
92022	92022-1143	WASHER, 6.5X16X1		8	8
92022A	92022-1405	WASHER, 5.5X20X1.2		2	2
92022B	92022-195	WASHER, 8.5X20X1.6		2	2
92066	92074-027	PLUG, 25X2.5		1	1
92071	92071-1021	GROMMET, WIRING HARNESS		1	1
92075	92075-1179	DAMPER, COWLING FITTING		1	1
92075A	92075-1180	DAMPER, COWLING FITTING		2	2
92075B	92075-1466	DAMPER, WIND SHIELD		1	1
92075C	92075-1579	DAMPER, COWLING, UPP, LH		1	1

CONTINUED NEXT PAGE

This catalog covers:
'87-'88 ZN1300-A5/A6 Chassis

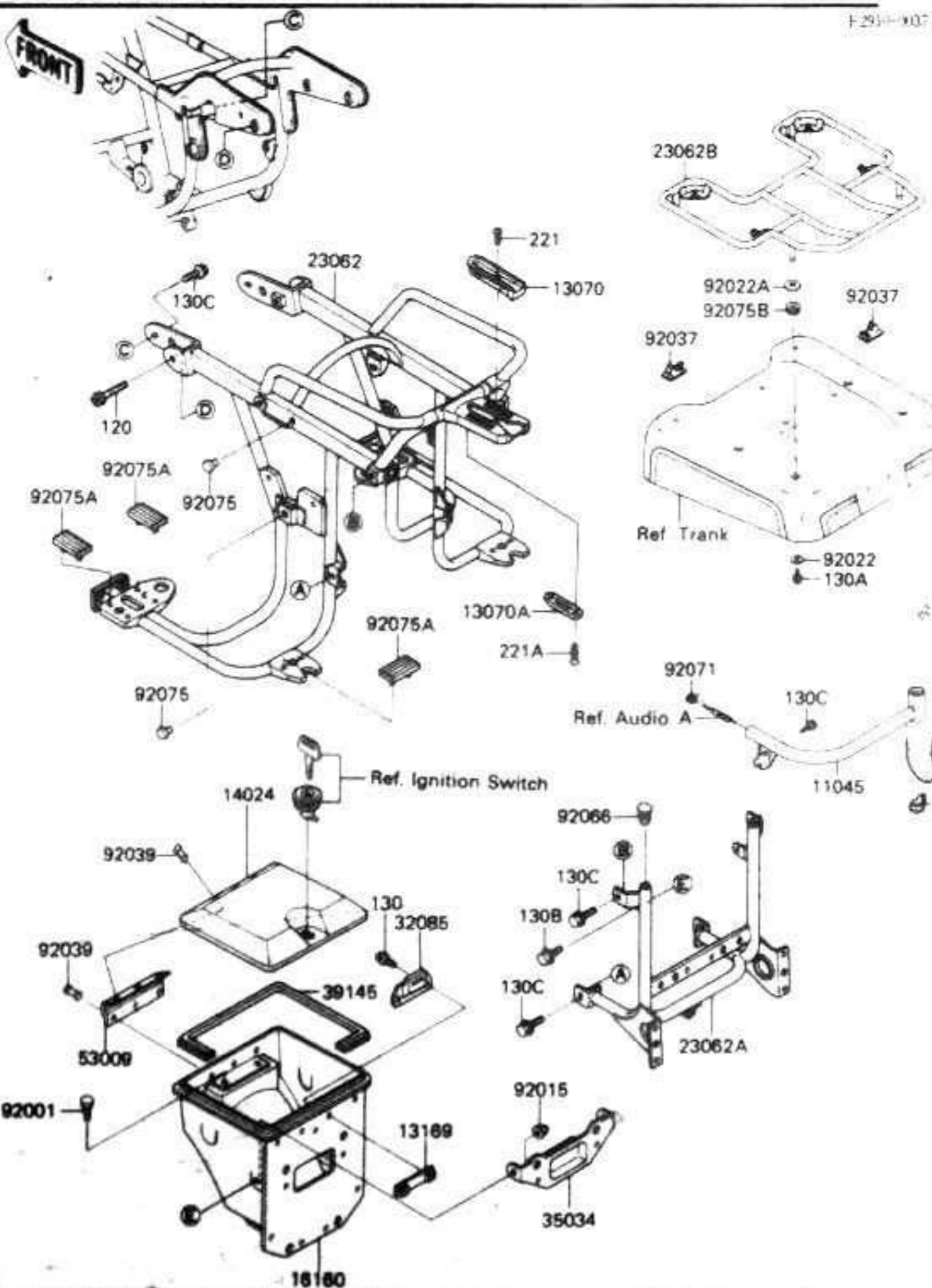
This grid covers:
Fairing (2/2)

F2871-0086



Ref. No.	Part No.	Description	Spec Code	Quantity - ZN1300	
				'87	'88
				A5	A6
92075D	92075-1580	DAMPER, COWLING, UPP, RH		1	1
92075E	92075-1583	DAMPER, COWLING		4	4
98135	98135-1053-P5	SUB-ASSY, COWLING, LWR, LH, RED		1	1
98135A	98135-1060-P5	SUB-ASSY, COWLING, LWR, RH, RED		1	1
	130	13000814		2	2
	130A	13000816		0	0

**This catalog covers:
'87-'88 ZN1300-A5/A6 Chassis**



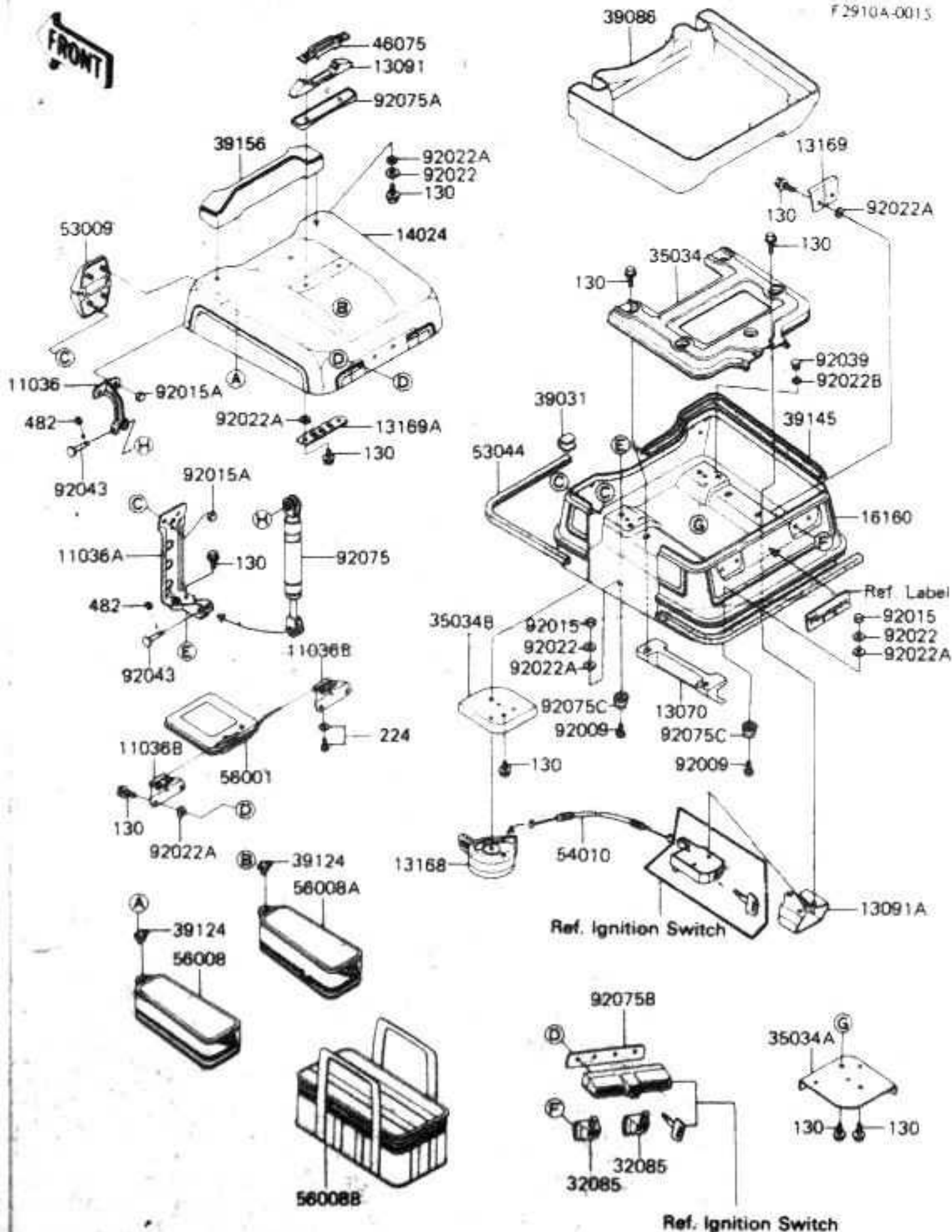
**This grid covers:
Storage Case/Saddlebag Bracket**

Kawasaki Motors Corp. U.S.A.

Ref. No.	Part No.	Description	Spec Code	Quantity - ZN1300	
				'87	'88
				A5	A6
11045	11045-1983	BRACKET, ANTENNA		1	1
13070	13070-1083	GUIDE, TRUNK LOCK		1	1
13070A	13070-1104	GUIDE, TRUNK LOCK		2	2
13169	13169-1611	PLATE, STORAGE CASE		1	1
14024	14025-1673	COVER, STORAGE CASE		1	1
16160	16160-1012	BODY, STORAGE CASE		1	1
23062	23062-1052	BRACKET-COMP, SIDEBAG		1	1
23062A	23062-1053	BRACKET-COMP, TAIL LAMP		1	1
23062B	23062-1075	BRACKET-COMP, REAR SPEAKER		1	1
32085	32085-1127	STOPPER, STORAGE CASE CAP		1	1
35034	35034-1106	REINFORCE, REAR FENDER		1	1
39145	39145-1008	TRIM-SEAL, STORAGE CASE		1	1
53009	53009-1038	HINGE, STORAGE CASE		1	1
92001	92001-1826	BOLT, 6X20		2	2
92015	92015-1170	NUT, CAP, 6MM, BLACK		2	2
92022	92022-1248	WASHER, 6.5X26X1, BLACK		4	4
92022A	92022-1638	WASHER, CAP TYPE		4	4
92037	92037-1816	CLAMP, HARNESS		2	2
92039	92039-1040	RIVET, BLIND		6	6
92066	92066-1093	PLUG		2	2
92066A	92066-1287	PLUG		1	1
92071	92071-1156	GROMMET		1	1
92075	92075-005	DAMPER		4	4
92075A	92075-1489	DAMPER		6	6
92075B	92075-197	DAMPER		4	4
120	120S0855	BOLT-SOCKET, 8X55		2	2
130	130C0512	BOLT-FLANGED, 5X12		2	2
130A	130C0610	BOLT-FLANGED, 6X10, BLACK		4	4
130B	130C0612	BOLT-FLANGED, 6X12		2	2
130C	130J0816	BOLT-FLANGED, 8X16, BLACK		6	6
221	221C0508	SCREW-CSK-CROS, 5X8		1	1
221A	221C0512	SCREW-CSK-CROS		4	4

This catalog covers:
 '87-'88 ZN1300-A5/A6 Chassis

This grid covers:
 Trunk (1/2)

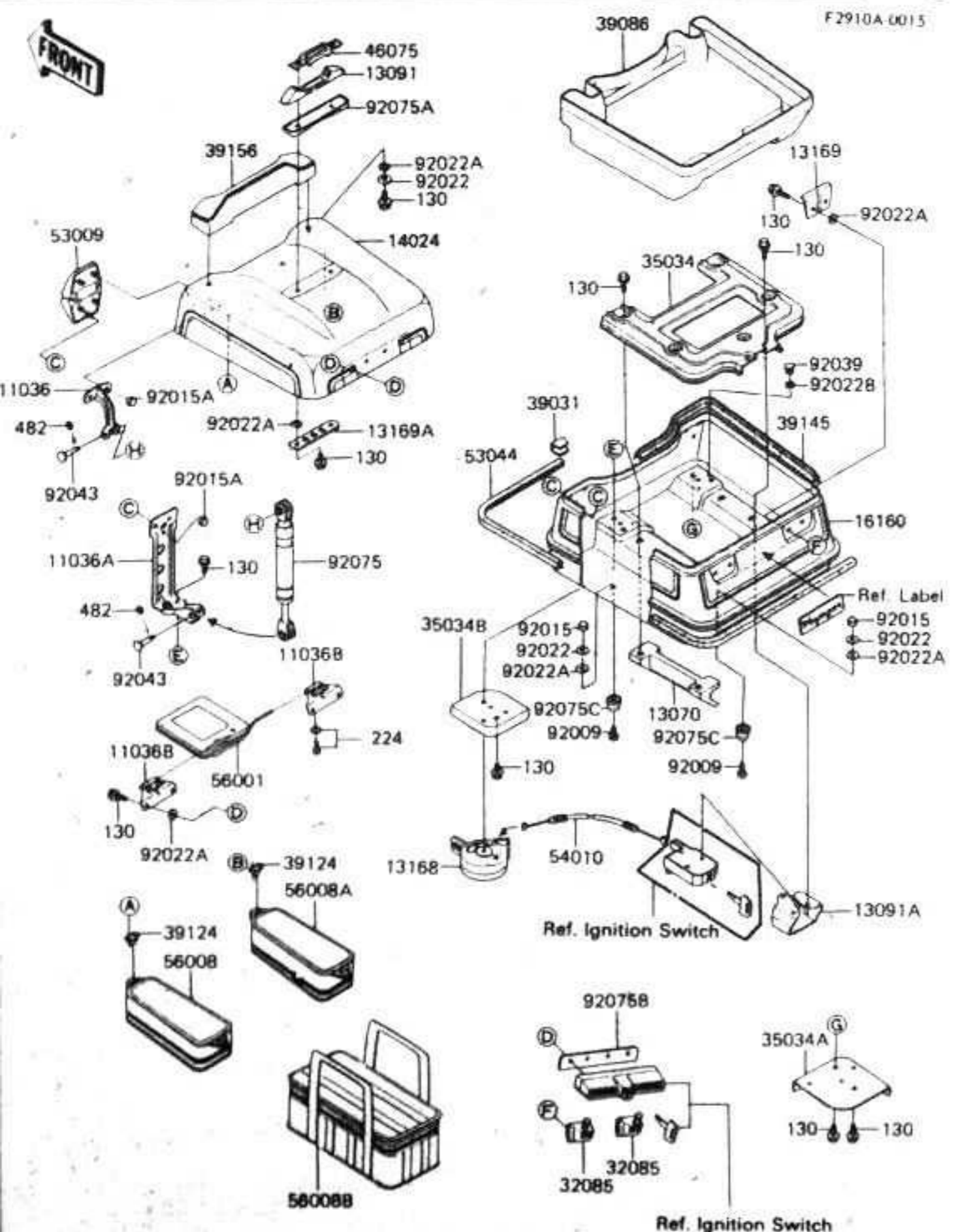


Ref. No.	Part No.	Description	Spec Code	Quantity - ZN1300	
				'87	'88
				A5	A6
11036	11036-1866	BRACKET-A,TRUNK DAMPER,UPP		2	2
11036A	11036-1867	BRACKET-A,TRUNK DAMPER,LWR		2	2
11036B	11036-1893	BRACKET-A,TRUNK COVER		2	2
13070	13070-1079	GUIDE,TRUNK		2	2
13091	13091-1179	HOLDER,TRUNK GRIP		1	1
13091A	13091-1256	HOLDER,TRUNK LOCK		1	1
13168	13168-1141	LEVER,TRUNK LOCK		1	1
13169	13169-1590	PLATE,TRUNK STOPPER		2	2
13169A	13169-1591	PLATE,TRUNK		1	1
14024	14024-5040-P5	COVER,TRUNK,L,V,RED		1	1
16160	16160-5013-P5	BODY,TRUNK,L,V,RED		1	1
32085	32085-1125	STOPPER,TRUNK LOCK		2	2
35034	35034-1089	REINFORCE,TRUNK BOTTOM		1	1
35034A	35034-1154	REINFORCE,TRUNK DAMPER,RH		1	1
35034B	35034-1156	REINFORCE,TRUNK DAMPER,LH		1	1
39031	39031-1053	CAP-END,TRUNK TRIM		1	1
39086	39086-1001	PAD-STORAGE,TRUNK		1	1
39124	39124-1001	SNAP,TRUNK BAG		4	4
39145	39145-1002	TRIM-SEAL,TRUNK		1	1
39156	39156-1060	PAD,BLACK		1	1
46075	46075-1034	GRIP,TRUNK		1	1
53009	53009-1035	HINGE,TRUNK		2	2
53044	53044-1041	TRIM,TRUNK SIDE		1	1
54010	54010-1007	CABLE,TRUNK LOCK		1	1
56001	56001-1137	MIRROR-ASSY		1	1
56008	56008-1021	BAG,LH		1	1
56008A	56008-1022	BAG,RH		1	1
56008B	56008-1024	BAG,CRT,INNER		1	1
92009	92009-1066	SCREW,6X28		4	4
92015	92015-1262	NUT,LOCK 6MM		4	4
92015A	92015-1263	NUT,LOCK 5MM		10	10
92022	92022-1392	WASHER,7X28X1,6,BLACK		7	7
92022A	92022-1477	WASHER,RUBBER		17	17
92022B	92022-1483	WASHER,3,5X10X1,0		4	4
92039	92039-1041	RIVET		4	4
92043	92043-1142	PIN		4	4
92075	92075-1449	DAMPER,GASS		2	2
92075A	92075-1451	DAMPER,TRUNK GRIP		1	1
92075B	92075-1479	DAMPER,TRUNK LOCK		1	1
92075C	92075-1510	DAMPER,TRUNK & SIDEBAG		4	4

CONTINUED NEXT PAGE

**This catalog covers:
'87-'88 ZN1300-A5/A6 Chassis**

**This grid covers:
Trunk (2/2)**

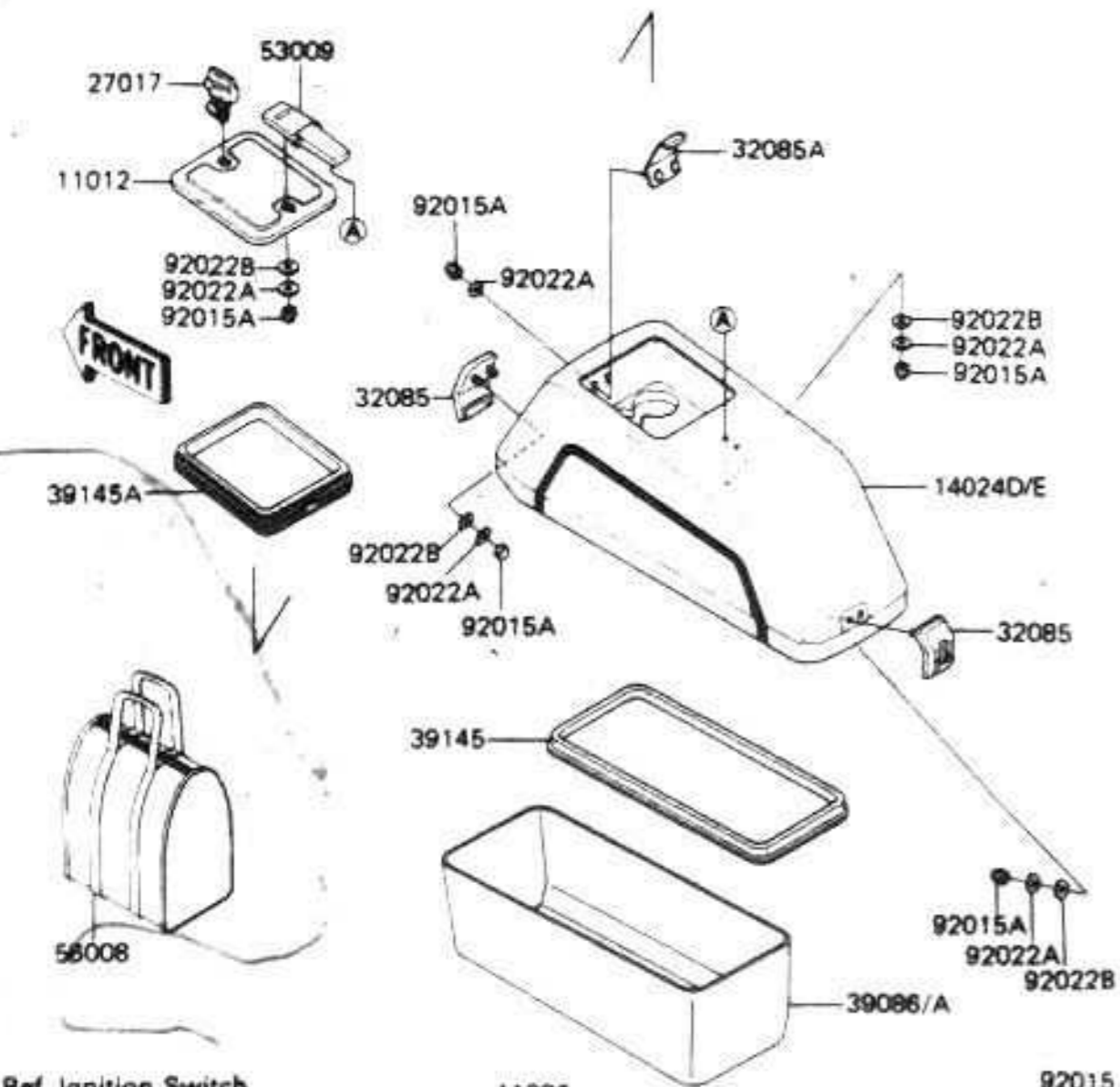


Ref. No.	Part No.	Description	Spec Code	Quantity- ZN1300			
				'87	'88	A5	A6
				130	130C0616	BOLT-FLANGED, 6X16	24
224	224C0514	SCREW-PAN-WP-CROS, 5X14	4	4			
482	482L4000	CIRCLIP-TYPE-E, 4MM	4	4			

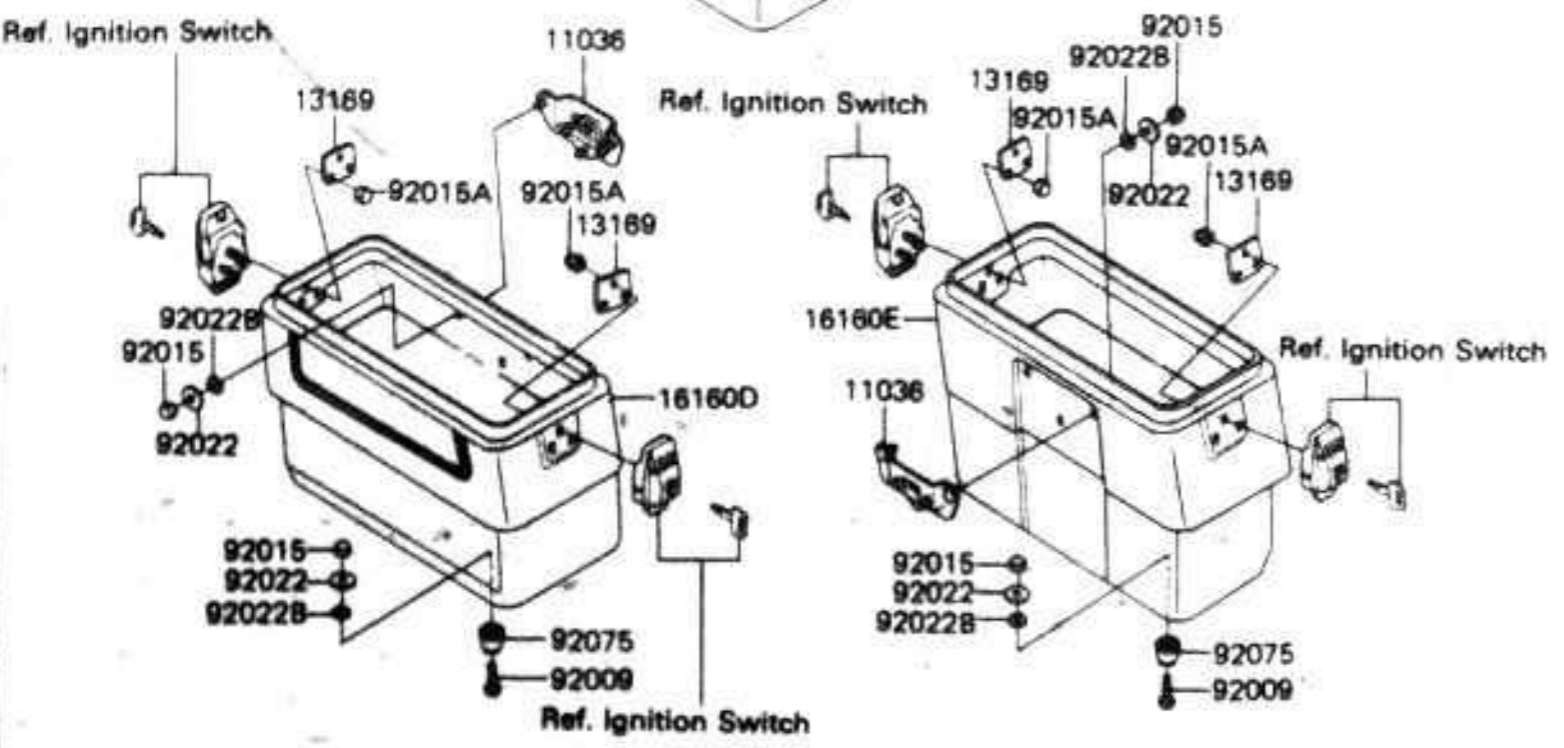
**This catalog covers:
'87-'88 ZN1300-A5/A6 Chassis**

**This grid covers:
Saddlebags**

F2910B-0016



Ref. No.	Part No.	Description	Spec Code	Quantity ZN1300	
				'87	'88
				A5	A6
11012	11012-1295	CAP, SIDEBAG	2	2	
11036	11036-1912	BRACKET-A, SIDEBAG	2	2	
13169	13169-1600	PLATE, SIDEBAG	4	4	
14024D	14025-5238-P5	COVER, SIDEBAG, LH, L.V. RED	1	1	
14024E	14025-5239-P5	COVER, SIDEBAG, RH, L.V. RED	1	1	
16160D	16160-5011-P5	BODY, SIDEBAG, LH, L.V. RED	1	1	
16160E	16160-5012-P5	BODY, SIDEBAG, RH, L.V. RED	1	1	
27017	27017-1103	LOCK, BAG	2	2	
32085	32085-1122	STOPPER, SIDEBAG	4	4	
32085A	32085-1154	STOPPER, SIDEBAG COVER	2	2	
39086	39086-1003	PAD-STORAGE, SIDEBAG, LH	1	1	
39086A	39086-1004	PAD-STORAGE, SIDEBAG, RH	1	1	
39145	39145-1003	TRIM-SEAL, SIDEBAG	2	2	
39145A	39145-1052	TRIM-SEAL, SIDEBAG	2	2	
53009	53009-1039	HINGE, SIDEBAG	2	2	
56008	56008-1025	BAG, SIDE, INNER	2	2	
92009	92009-1066	SCREW, 6X28	8	8	
92015	92015-1262	NUT, LOCK 6MM	14	14	
92015A	92015-1263	NUT, LOCK 5MM	28	28	
92022	92022-1392	WASHER, 7X28X1.6, BLACK	14	14	
92022A	92022-1405	WASHER, 5.5X20X1.2	16	16	
92022B	92022-1477	WASHER, RUBBER	26	26	
92075	92075-1510	DAMPER, TRUNK & SIDEBAG	8	8	





VOYAGER, VOYAGER XII

WTY 86-01

KAWASAKI/CLARION MOTORCYCLE AUDIO
SYSTEM COMPONENT EXCHANGE POLICY

May 9, 1986

© 1986, Kawasaki Motors Corp., U.S.A.

Page 1 of 1

NOTE: File under **WARRANTY POLICIES** tab in your Service and Warranty Binder

WARRANTY INFORMATION

Subject

If certain audio system components fail during the twelve (12) month warranty period, they can only be replaced on an exchange basis. Do not order new components from your parts warehouse for replacement purposes during the warranty period.

Standard warranty procedures do not apply to these exchange items.

ZN1300:VOYAGER

- Radio Tuner
- Radio Control
- Cassette Deck
- Control Mixer
- Power Amp
- CB Transceiver
- Low Booster

ZG1200:VOYAGER XII

- AM/FM Electronically Tuned Radio (ETR) and Cassette Unit
- Power Amp
- CB Transceiver

NOTE

- o Components not listed above are not exchange items. Standard warranty procedures do apply to nonexchange items.
- o Once the warranty has expired on any Clarion Audio Component, repair must be done by the dealer or by Clarion. The exchange program cannot be used for out of warranty components.

For a thorough explanation of how the component exchange program works, refer to pages 29 and 30 in the Warranty Policies and Procedures Manual. If you have misplaced this manual, order one through your parts department free of charge — P/N 99989-0215.

Discard WTY 86-01
dated 3-8-85

REVISED

S
E
R
V
I
C
E